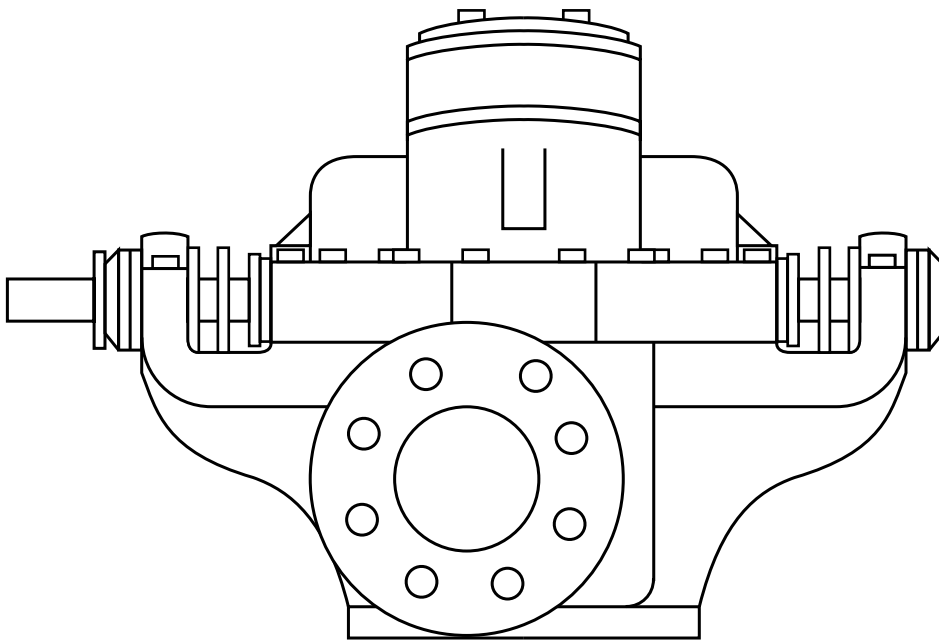


# 420 SERIES REPAIR PARTS INDEX



READ AND UNDERSTAND THE PUMP AND MOTOR  
INSTRUCTIONS BEFORE ATTEMPTING TO INSTALL,  
DISASSEMBLE OR REPAIR THE PUMP

**420 SERIES**  
**MODELS 421 - 422 - 423**

**TABLE OF CONTENTS**

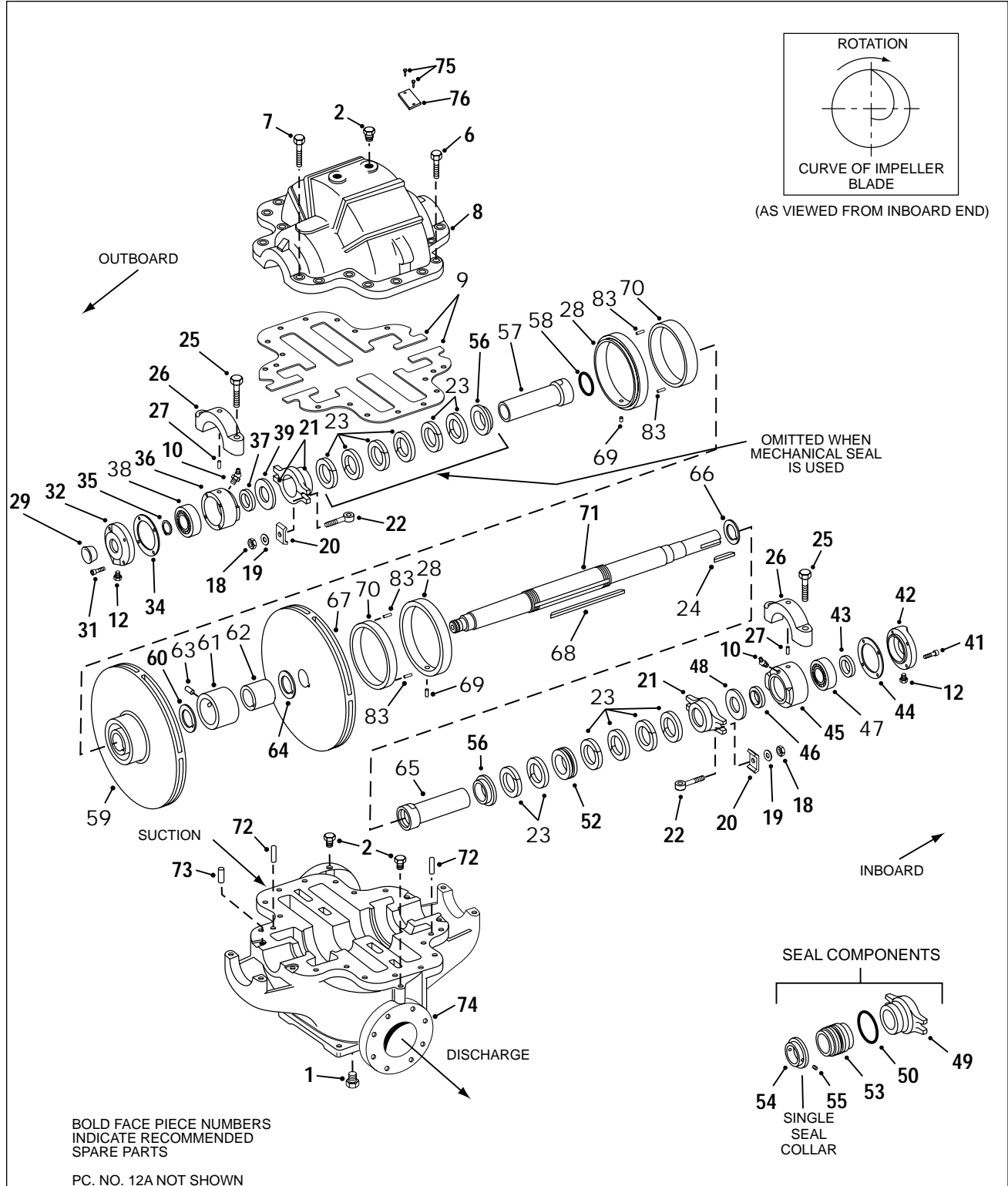
<b>PUMP POWER MODEL</b>	<b>DESCRIPTION SERIES</b>	<b>PAGE</b>
421, 422 & 423	2	2 x 2-1/2 x 12A ..... 7, 8 2 x 2-1/2 x 12B ..... 7, 8 2-1/2 x 3 x 12A ..... 7, 8
421, 422 & 423	3	3 x 4 x 14A ..... 9, 10 3 x 4 x 14B ..... 9, 10
421	3	4 x 5 x 15 ..... 9, 10
421	4	5 x 6 x 15 ..... 11, 12
421	5	6 x 8 x 17A ..... 13, 14
421		6 x 8 x 17B ..... 13, 14

# 420 SERIES

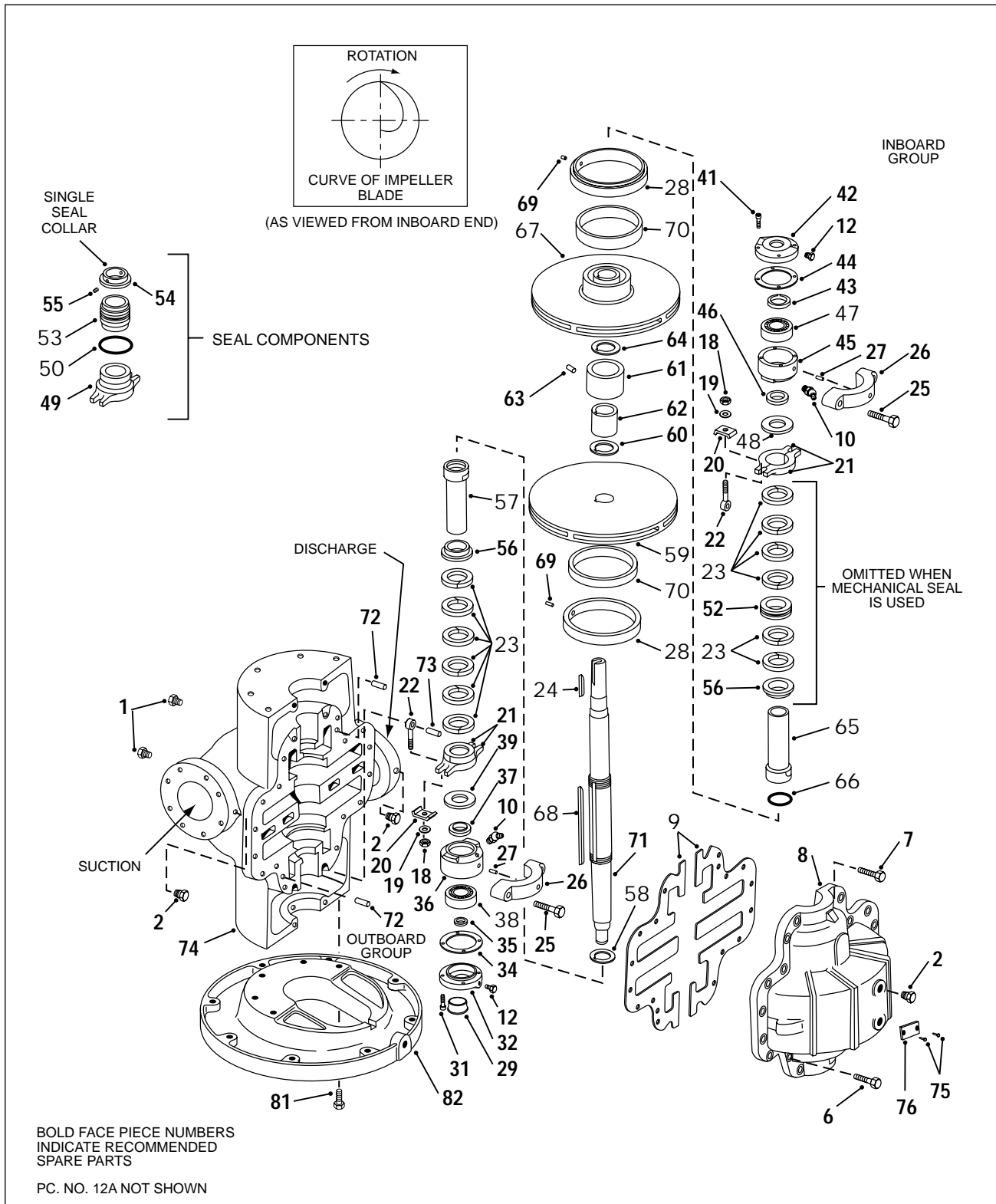
## MODEL 421

### PIECE NUMBERS

SECTION 420P PAGE 3  
 DATED NOVEMBER 1999  
 SUPERSEDES 420P PAGE 3  
 DATED APRIL 1996

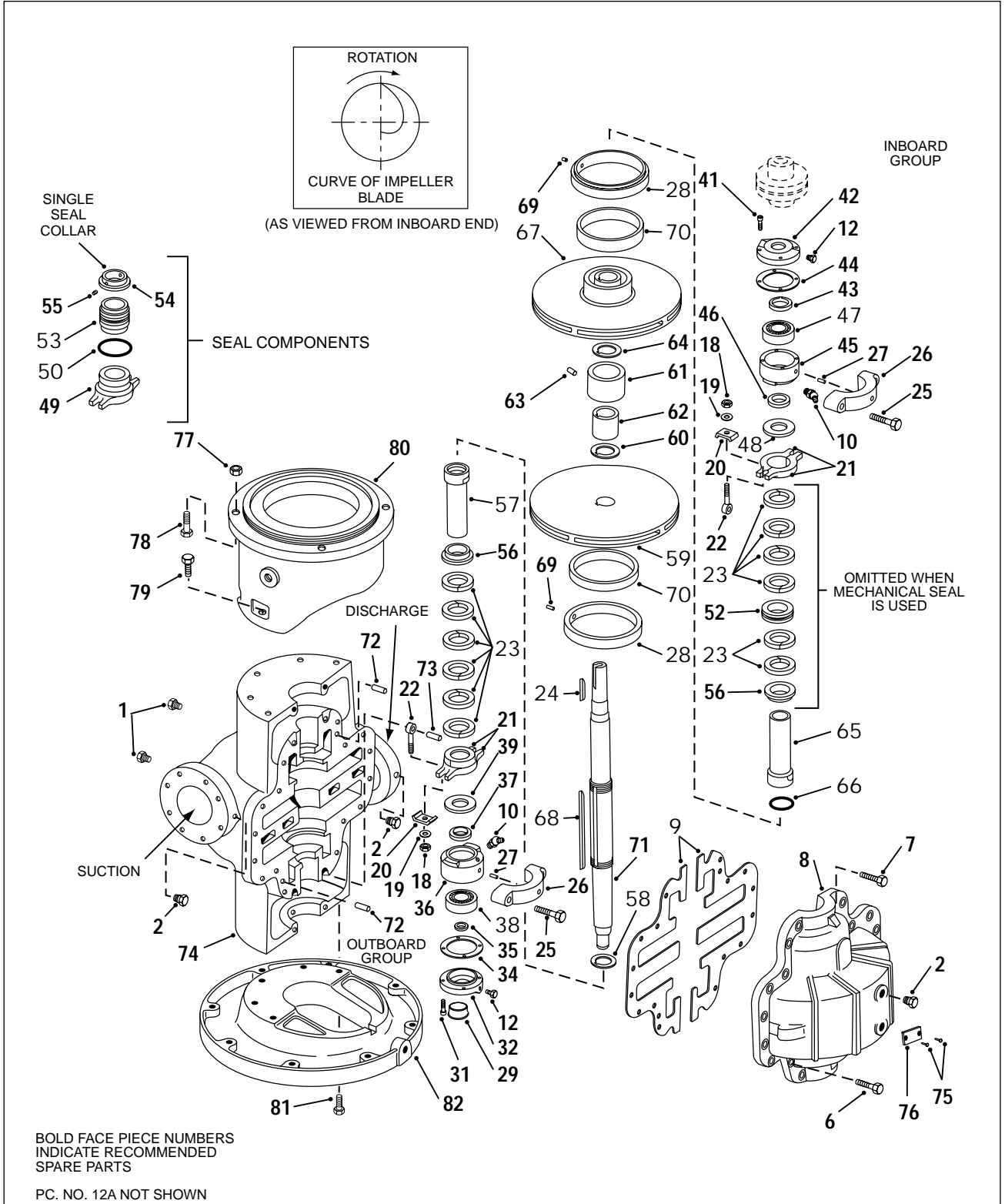


MODEL 422  
 PIECE NUMBERS



MODEL 423  
PIECE NUMBERS

SUPERSEDES 420P PAGE 5  
DATED APRIL 1996



**420 SERIES P.S. #2**  
**MODELS 421-422-423**  
**2 x 2-1/2 x 12A&B - 2-1/2 x 3 x 12A**  
**PARTS LIST**

PC. NO.	DESCRIPTION	QTY	PART NO.	MATERIAL			
				B.F.	A.B.	A.I.	S.S.
1	PLUG MODEL 421 MODEL 422 & 423	7	600-0003	087	190	087	104
			REFER TO FACTORY				
2	PLUG	4	600-0002	087	190	087	104
6	CAPSCREW	16	168-0494	082	082	082	082
7	CAPSCREW		REFER TO PC NO. 73				
8	CASING		INCLUDED WITH PC NO. 74				
9	GASKET 2x2-1/2x12A&B 2-1/2x3x12A						
		1	364-1220	598	598	598	598
		1	364-1221	598	598	598	598
10	GREASE FITTING	2	508-0015	651	651	651	651
12	PLUG	2	600-0001	087	087	087	087
18	NUT	4	544-0107	-	190	080	104
19	WASHER	4	908-0109	-	190	080	104
20	CLAMP	4	204-0120	-	190	360	104
21	GLAND (PACKING)	2	372-0225	010	208	010	104
22	SWING BOLT	4	100-0216		190	360	104
22A	SWING BOLT ASSY (18,19,20,22)						
		4	099-0002	644	-	-	-
23	PACKING	12	564-0151	802	802	802	802
24	KEY	1	472-0247	087	087	087	087
25	CAPSCREW	4	168-0494	082	082	082	082
26	BEARING CAP	2	163-0306	010		010	
27	PIN	2	592-0361	360	107	360	107
28	CASE RING 2x2-1/2x12A 2x2-1/2x12B 2-1/2x3x12A						
		2	676-1007	208	208	010	107
		2	676-1015	208	208	010	107
		2	676-1015	208	208	010	107
29	PROTECTOR	1	624-0080	087	087	087	087
31	CAPSCREW WATER COOL (OPT)	4 4	168-0015 168-0025	082 082	082 082	082 082	082 082
32	CARTRIDGE CAP (STANDARD) (WATER COOLED)						
		1	164-0531	010	010	010	010
		1	476-0745	644	644	644	644
34	GASKET	1	364-1309	614	614	614	614
35	RETAINING RING	1	676-0267	088	088	088	088
36	CARTRIDGE	1	176-0065	010	010	010	010
37	GREASE SEAL OIL SEAL	1 1	712-6324 712-0053	653 653	653 653	653 653	653 653
38	BEARING	1	068-0454	647	647	647	647
39	SLINGER	1	764-1017	478	478	478	478

PC. NO.	DESCRIPTION	QTY	PART NO.	MATERIAL			
				B.F.	A.B.	A.I.	S.S.
41	CAPSCREW	4	168-0015	082	082	082	082
	WATER COOL (OPT)	4	168-0025	082	082	082	082
42	CARTRIDGE CAP STANDARD WATER COOLED						
		1	164-0531	010	010	010	010
		1	476-0745	644	644	644	644
43	GREASE SEAL OIL SEAL	1 1	712-0231 712-0016	653 653	653 653	653 653	653 653
44	GASKET	1	364-1309	614	614	614	614
45	CARTRIDGE	1	176-0065	010	010	010	010
46	GREASE SEAL OIL SEAL	1 1	712-6324 712-0053	653 653	653 653	653 653	653 653
47	BEARING	1	068-1907	647	647	647	647
48	SLINGER	1	764-1017	478	478	478	478
49	GLAND (SEAL)	2	372-0287	010	208	010	104
50	O RING	2	364-0420	457	457	457	457
52	LANTERN RING	1	676-1698	512	512	512	512
53	SEAL	2	712-0910	749	764	749	764
54	COLLAR	2	224-0174	208	208	010	104
55	SETSCREW	4	724-0081	104	104	104	104
56	BUSHING	2	136-1411	208	208	010	104
57	SLEEVE WITH "O" RING PC. NO. 58 (NOTE 1)						
	SLEEVE (PACKING)	1	756-0642	644	644	646	623
	SLEEVE (SEALS)	1	756-0642	644	644	623	623
58	O RING	1	364-0368	457	457	457	457
59	IMPELLER 2x2-1/2x12A 2x2-1/2x12B 2-1/2x3x12A						
		1	443-2092	225	225	N/A	104
		1	443-2127	225	225	N/A	104
		1	443-2094	225	225	010	104
	IMPELLER 9" & SMALLER & ALL 3500 RPM						
	2x2-1/2x12A	1	443-1127	225	225	N/A	104
	2-1/2x3x12A	1	443-1131	225	225	010	104
59	IMPELLER (MACHINED FOR OPT IMP RING NO. 70)						
	2x2-1/2x12A	1	443-1897	225	225	N/A	104
	2x2-1/2x12B	1	443-2129	225	225	N/A	104
	2-1/2x3x12A	1	443-1899	225	225	010	104
	IMPELLER 9" & SMALLER & ALL 3500 RPM						
	2x2-1/2x12A	1	443-1128	225	225	N/A	104
	2-1/2x3x12A	1	443-1132	225	225	010	104
60	O RING	1	364-0368	457	457	457	457
61	BUSHING	1	136-1320	226	226	010	-

NOTE 1) MATERIAL CODE 644 - SLEEVE 208, "O" RING 457  
 646 - SLEEVE 108, "O" RING 457  
 623 - SLEEVE 104, "O" RING 457

**420 SERIES P.S. #2**  
**MODELS 421-422-423**  
**2 x 2-1/2 x 12A&B - 2-1/2 x 3 x 12A**  
**PARTS LIST**

SECTION 420P PAGE 7  
 DATED NOVEMBER 1999  
 SUPERSEDES 420P PAGE 7  
 DATED APRIL 1996

PC. NO.	DESCRIPTION	QTY	PART NO.	MATERIAL			
				B.F.	A.B.	A.I.	S.S.
62	SEPARATOR SLEEVE WITH "O" RINGS PC NO 60 & 64 (NOTE 2)	1	756-0632	644	644	642	-
63	PIN	1	592-0361	360	-	360	-
		1	592-0051	-	235	-	235
64	O RING	1	364-0368	457	457	457	457
65	SLEEVE WITH "O" RING PC NO. 66 (NOTE 1)						
	SLEEVE (PACKING)	1	756-0642	644	644	646	623
	(SEALS)	1	756-0642	644	644	623	623
66	O RING	1	364-0368	457	457	457	457
67	IMPELLER						
	2x2-1/2x12A	1	443-2093	225	225	N/A	104
	2x2-1/2x12B	1	443-2128	225	225	N/A	104
	2-1/2x3x12A	1	443-2095	225	225	010	104
	9" DIA & SMALLER						
	ALL 3500 RPM						
	2x2-1/2x12A	1	443-1125	225	225	N/A	104
	2-1/2x3x12A	1	443-1129	225	225	010	104
	IMPELLER MACHINED FOR OPT. IMP RING PC 70						
	2x2-1/2x12A	1	443-1898	225	225	N/A	104
	2x2-1/2x12B	1	443-2130	225	225	N/A	104
	2-1/2x3x12A	1	443-1900	225	225	010	104
68	KEY						
		1	472-0415	107	104	107	104
		2	592-0361	360	-	360	-
69	PIN	2	592-0051	-	235	-	235
70	IMP RING (OPT)						
	2x2-1/2x12A	2	676-1056	208	208	-	104
	2x2-1/2x12B	2	676-1014	208	208	-	104
	2-1/2x3x12A	2	676-1014	208	208	010	104
71	SHAFT	1	728-1040	063	104	063	104
72	PIN	4	592-0213	104	104	104	104
73	PIN	4	592-0213	104	104	104	104

NOTE 1) MATERIAL CODE 644 - SLEEVE 208, "O" RING 457  
 646 - SLEEVE 108, "O" RING 457  
 623 - SLEEVE 104, "O" RING 457

PC. NO.	DESCRIPTION	QTY	PART NO.	MATERIAL			
				B.F.	A.B.	A.I.	S.S.
74	CASING ASSY MODEL 421						
	2x2-1/2x12A	1	179-1910	010	RTF	010	RTF
	2x2-1/2x12B	1	179-1910	010	RTF	010	RTF
	2-1/2x3x12A	1	179-1918	010	RTF	010	RTF
75	CASING ASSY MODEL 422 & 423						
	2x2-1/2x12A	1	179-1914	010	RTF	010	RTF
	2x2-1/2x12B	1	179-1914	010	RTF	010	RTF
	2-1/2x3x12A	1	179-1922	010	RTF	010	RTF
76	DRIVE SCREW	2	708-0013	365	365	365	365
77	NAMEPLATE	1	532-0045	114	114	114	114
78	NUT						
	FR. 143HP-256HP	4	544-0109	080	190	080	104
	FR. 284HP-445HP	4	544-0115	080	190	080	104
79	CAPSCREW						
	FR. 143HP-256HP	4	168-0388	082	082	082	082
	FR. 284HP-445HP	4	168-0566	082	082	082	082
80	BRACKET			REFER TO FACTORY			
81	CAPSCREW	5	168-0490	082	082	082	104
82	BASE			REFER TO FACTORY			

NOTE 2) MATERIAL CODE 644 - SEP SLEEVE 215, "O" RING 457  
 642 - SEP SLEEVE 010, "O" RING 457

**420 SERIES P.S. #3**  
**MODELS 421-422-423**  
**3 x 4 x 14A&B - 4 x 5 x 15**  
**PARTS LIST**

PC. NO.	DESCRIPTION	QTY	PART NO.	MATERIAL			
				B.F.	A.B.	A.I.	S.S.
1	PLUG MODEL 421 MODEL 422 & 423	7	600-0003	087	190	087	104
			REFER TO FACTORY				
2	PLUG	4	600-0002	087	190	087	104
6	CAPSCREW	16	168-0492	082	082	082	104
7	CAPSCREW	4	168-0492	082	082	082	104
8	CASING		INCLUDED WITH PC NO. 74				
9	GASKET 3x4x14A&B BEFORE 3/78 4x5x15 (421 ONLY) BEFORE 3/78	1	364-1226	598	598	598	598
		1	364-1222	598	598	598	598
		1	364-1302	598	598	598	598
		1	364-1223	614	614	614	614
10	GREASE FITTING	2	508-0015	651	651	651	651
12	PLUG	2	600-0001	087	087	087	087
12A	PLUG*	6	600-0003	087	087	087	087
18	NUT	4	544-0109	-	190	080	104
19	WASHER	4	908-0112	-	190	080	104
20	CLAMP	4	204-0120	-	190	360	104
21	GLAND (PACKING)	2	372-0226	010	208	010	104
22	SWING BOLT	4	100-2011	-	190	360	104
22A	SWING BOLT ASSY (18,19,20,22)	4	099-0014	644	-	-	-
23	PACKING	12	564-0175	802	802	802	802
24	KEY	1	472-0318	087	087	087	087
25	CAPSCREW	4	168-0494	082	082	082	082
26	BEARING CAP	2	163-0307	010	-	010	-
27	PIN	2	592-0361	360	107	360	107
28	CASE RING 3x4x14A&B 4x5x15 (421 ONLY)	2	676-1009	208	208	010	107
		2	676-1013	360	208	010	107
29	PROTECTOR	1	624-0081	087	087	087	087
31	CAPSCREW (STD) WATER COOL (OPT)	4	168-0260	082	082	082	082
		4	168-0051	082	082	082	082
32	CARTRIDGE CAP(STD) WATER COOLED	1	164-0550	010	010	010	010
		1	164-0088	326	326	326	326
34	GASKET	1	364-1310	614	614	614	614
35	RETAINING RING	1	676-0930	088	088	088	088
36	CARTRIDGE	1	176-0066	010	010	010	010
37	GREASE SEAL OIL SEAL	1	712-6326	653	653	653	653
		1	712-0017	653	653	653	653

PC. NO.	DESCRIPTION	QTY	PART NO.	MATERIAL			
				B.F.	A.B.	A.I.	S.S.
38	BEARING	1	068-0455	647	647	647	647
39	SLINGER	1	764-1020	478	478	478	478
41	CAPSCREW (STD) WATER COOLED (OPT)	4	168-0260	082	082	082	082
		4	168-0051	082	082	082	082
42	CARTRIDGE CAP (STD) WATER COOLED	1	164-0550	010	010	010	010
		1	164-0088	326	326	326	326
43	GREASE SEAL OIL SEAL	1	712-6325	653	653	653	653
		1	712-0019	653	653	653	653
44	GASKET	1	364-1310	614	614	614	614
45	CARTRIDGE	1	176-0066	010	010	010	010
46	GREASE SEAL OIL SEAL	1	712-6326	653	653	653	653
		1	712-0017	653	653	653	653
47	BEARING	1	068-1908	647	647	647	647
48	SLINGER	1	764-1020	478	478	478	478
49	GLAND (SEAL)	2	372-0289	010	208	010	104
50	O RING	2	364-0423	457	457	457	457
52	LANTERN RING	1	676-1699	512	512	512	512
53	SEAL	2	712-1012	749	764	749	764
54	COLLAR	2	224-0175	208	208	010	104
55	SETSCREW	4	724-0081	104	104	104	104
56	BUSHING	2	136-1412	208	208	010	104
57	SLEEVE WITH "O" RING PC 58 (NOTE 1) SLEEVE (PACKING) SLEEVE (SEAL)	1	756-0643	644	644	646	623
		1	756-0643	644	644	623	623
58	O RING	1	364-0372	457	457	457	457
59	IMPELLER 3x4x14A 3x4x14B 4x5x15 (421 ONLY) IMPELLER FITTED WITH OPT. IMPELLER RING PC 70 3x4x14A 3x4x14B 4x5x15 (421 ONLY)	1	443-2137	225	225	010	104
		1	443-2096	225	225	010	104
		1	443-2098	208	208	010	104
		1	443-2125	643	643	642	646
		1	443-1901	643	643	642	646
		1	443-2535	643	643	642	646
60	O RING	1	364-0372	457	457	457	457
61	BUSHING	1	136-1321	226	226	010	104
62	SEPARATOR SLEEVE WITH "O" RINGS PC NO. 60 & 64 (NOTE 2)	1	756-0633	644	644	642	-
63	PIN	1	592-0361	360		360	
		1	592-0051		235		235

\*USED WITH WATER COOLED CARTRIDGE CAPS ONLY

NOTE 1) MATERIAL CODE 644 - SLEEVE 208, "O" RING 457  
 646 - SLEEVE 108, "O" RING 457  
 623 - SLEEVE 104, "O" RING 457

NOTE 2) MATERIAL CODE 644 - SEP SLEEVE 215, "O" RING 457  
 642 - SEP SLEEVE 010, "O" RING 457





**420 SERIES P.S. #4**  
**MODELS 421**  
**5 x 6 x 15**  
**PARTS LIST**

PC. NO.	DESCRIPTION	QTY	PART NO.	MATERIAL			
				B.F.	A.B.	A.I.	S.S.
1	PLUG	7	600-0004	028	190	028	104
2	PLUG	4	600-0002	087	190	087	104
6	CAPSCREW CAPSCREW (OVER BY-PASS)	11	168-0566	082	082	082	104
7	CAPSCREW	4	168-0494	082	082	082	104
8	CASING	INCLUDED WITH NO. 74					
9	GASKET	1	364-1224	598	598	598	598
10	GREASE FITTING	2	508-0015	651	651	651	651
12	PLUG	2	600-0001	087	087	087	087
12A	PLUG*	6	600-0003	087	087	087	087
18	NUT	4	544-0109	-	190	080	104
19	WASHER	4	908-0112	-	190	080	104
20	CLAMP	4	204-0120	-	190	360	104
21	GLAND (PACKING)	2	372-0227	010	208	010	104
22	SWING BOLT	4	100-2011	-	190	360	104
22A	SWING BOLT ASSY. (18, 19, 20, 22)	4	099-0014	644	-	-	-
23	PACKING	12	564-0176	802	802	802	802
24	KEY	1	472-0318	087	087	087	087
25	CAPSCREW	4	168-0568	082	082	082	082
26	BEARING CAP	2	163-0308	010	-	010	-
27	PIN	2	592-0361	360	107	360	107
28	CASE RING	2	676-1012	208	208	010	107
29	PROTECTOR	1	624-0081	087	087	087	087
31	CAPSCREW (STD) WATER COOL (OPT)	4	168-0260	082	082	082	082
		4	168-0049	082	082	082	082
32	CARTRIDGE CAP STANDARD WATER COOLED	1	164-0532	010	010	010	010
		1	164-0087	326	326	326	326
34	GASKET	1	364-1311	614	614	614	614
35	RETAINING RING	1	676-0935	088	088	088	088
36	CARTRIDGE	1	176-0067	010	010	010	010
37	GREASE SEAL OIL SEAL	1	712-6327	653	653	653	653
		1	712-0018	653	653	653	653
38	BEARING	1	068-0456	647	647	647	647
39	SLINGER	1	764-1022	478	478	478	478
41	CAPSCREW (STD) WATER COOL (OPT)	4	168-0260	082	082	082	082
		4	168-0049	082	082	082	082

\*USED WITH WATER COOLED CARTRIDGE CAPS ONLY

PC. NO.	DESCRIPTION	QTY	PART NO.	MATERIAL			
				B.F.	A.B.	A.I.	S.S.
42	CARTRIDGE CAP STANDARD WATER COOLED	1	164-0532	010	010	010	010
		1	164-0087	326	326	326	326
43	GREASE SEAL OIL SEAL	1	712-6326	653	653	653	653
		1	712-0017	653	653	653	653
44	GASKET	1	364-1311	614	614	614	614
45	CARTRIDGE	1	176-0067	010	010	010	010
46	GREASE SEAL OIL SEAL	1	712-6327	653	653	653	653
		1	712-0018	653	653	653	653
47	BEARING	1	068-1909	647	647	647	647
48	SLINGER	1	764-1022	478	478	478	478
49	GLAND (SEAL)	2	372-0291	010	208	010	104
50	O RING	2	364-0425	457	457	457	457
52	LANTERN RING	1	676-1700	512	512	512	512
53	SEAL	2	712-1014	749	764	749	764
54	COLLAR	2	224-0176	208	208	010	104
55	SETSCREW	4	724-0081	104	104	104	104
56	BUSHING	2	136-1413	208	208	010	104
57	SLEEVE WITH "O" RING PC. 58 (NOTE 1)						
	SLEEVE (PACKING)	1	756-0644	644	644	646	623
	SLEEVE (SEAL)	1	756-0644	644	644	623	623
58	O-RING	1	364-0375	457	457	457	457
59	IMPELLER	1	443-2100	208	208	010	104
	IMPELLER (FITTED W/ OPT. IMP. RING NO. 70)						
		1	443-1905	643	643	642	646
60	O RING	1	364-0375	457	457	457	457
61	BUSHING	1	136-1322	226	226	010	104
62	SEPARATOR SLEEVE WITH "O" RINGS PC 60 & 64 (NOTE 2)	1	756-0634	644	644	642	-
63	PIN	1	592-0361	360	-	360	-
		1	592-0051	-	235	-	235
64	O RING	1	364-0375	457	457	457	457
65	SLEEVE WITH "O" RING PC. 66 (NOTE 1)						
	SLEEVE (PACKING)	1	756-0644	644	644	646	623
	SLEEVE (SEAL)	1	756-0644	644	644	623	623
66	O RING	1	364-0375	457	457	457	457

NOTE 1) MATERIAL CODE 644 - SLEEVE 208, "O" RING 457  
 646 - SLEEVE 108, "O" RING 457  
 623 - SLEEVE 104, "O" RING 457

NOTE 2) MATERIAL CODE 644 - SEP SLEEVE 215, "O" RING 457  
 642 - SEP SLEEVE 010, "O" RING 457

**420 SERIES P.S. #4**  
**MODELS 421**  
**5 x 6 x 15**  
**PARTS LIST**

SECTION 420P PAGE 11  
 DATED **NOVEMBER 1999**  
 SUPERSEDES 420P PAGE 11  
 DATED APRIL 1996

PC. NO.	DESCRIPTION	Q T Y	PART NO.	MATERIAL				
				B.F.	A.B.	A.I.	S.S.	
67	IMPELLER	1	443-2101	208	208	010	104	
	IMPELLER (FITTED W/ OPT. IMP RING PC 70)							
		1	443-1906	643	643	642	646	
68	KEY	1	472-0417	107	104	107	104	
69	PIN	2	592-0361	360	-	360	-	
		2	592-0051	-	235	-	235	
70	IMP RING (OPT)	2	676-1011	208	208	010	104	
71	SHAFT	1	728-1042	063	104	063	104	
72	PIN	2	592-0375	360	107	360	107	
73	PIN		REFER TO PIECE NO. 7					
74	CASING ASSEMBLY	1	179-1938	010	RTF	010	RTF	
75	DRIVE SCREW	2	708-0013	365	365	365	365	
76	NAMEPLATE	1	532-0045	114	114	114	114	

PC. NO.	DESCRIPTION	Q T Y	PART NO.	MATERIAL			
				B.F.	A.B.	A.I.	S.S.



**420 SERIES P.S. #5**  
**MODELS 421**  
**6 x 8 x 17A&B**  
**PARTS LIST**

PC. NO.	DESCRIPTION	QTY	PART NO.	MATERIAL			
				B.F.	A.B.	A.I.	S.S.
1	PLUG	7	600-0004	028	190	028	104
2	PLUG	4	600-0002	087	190	087	104
6	CAPSCREW	11	168-0636	082	082	082	104
7	CAPSCREW	4	168-0498	082	082	082	104
8	CASING		INCLUDED WITH NO. 74				
9	GASKET BEFORE 3/78	1	364-1332	598	598	598	598
		1	364-1225	614	614	614	614
10	GREASE FITTING	2	508-0015	651	651	651	651
12	PLUG	2	600-0001	087	087	087	087
12A	PLUG*	6	600-0003	087	087	087	087
18	NUT	4	544-0113	-	190	080	104
19	WASHER	4	908-0114	-	190	080	104
20	CLAMP	4	204-0121	-	190	360	104
21	GLAND (PACKING)	2	372-0228	010	208	010	104
22	SWING BOLT	4	100-2012	-	190	360	104
22A	SWING BOLT ASSY. (18, 19, 20, 22)						
		4	099-0015	644	-	-	-
23	PACKING	12	564-0177	802	802	802	802
24	KEY	1	472-0321	087	087	087	087
25	CAPSCREW	4	168-0638	082	082	082	082
26	BEARING CAP	2	163-0309	010	-	010	-
27	PIN	2	592-0361	360	107	360	107
28	CASE RING	2	676-1750	208	208	010	107
29	PROTECTOR	1	624-0110	087	087	087	087
31	CAPSCREW (STD)	4	168-0260	082	082	082	082
	WATER COOL (OPT)	4	168-0047	082	082	082	082
32	CARTRIDGE CAP						
	STANDARD	1	164-0533	010	010	010	010
	WATER COOLED	1	164-0086	326	326	326	326
34	GASKET	1	364-1312	614	614	614	614
35	RETAINING RING	1	676-0943	088	088	088	088
36	CARTRIDGE	1	176-0068	010	010	010	010
37	GREASE SEAL	1	712-6329	653	653	653	653
	OIL SEAL	1	712-0037	653	653	653	653
38	BEARING	1	068-0458	647	647	647	647
39	SLINGER	1	764-1028	478	478	478	478
41	CAPSCREW (STD)	4	168-0260	082	082	082	082
	WATER COOL (OPT)	4	168-0047	082	082	082	082

PC. NO.	DESCRIPTION	QTY	PART NO.	MATERIAL			
				B.F.	A.B.	A.I.	S.S.
42	CARTRIDGE CAP						
	STANDARD	1	164-0533	010	010	010	010
	WATER COOLED	1	164-0086	326	326	326	326
43	GREASE SEAL	1	712-6328	653	653	653	653
	OIL SEAL	1	712-0055	653	653	653	653
44	GASKET	1	364-1312	614	614	614	614
45	CARTRIDGE	1	176-0068	010	010	010	010
46	GREASE SEAL	1	712-6329	653	653	653	653
	OIL SEAL	1	712-0037	653	653	653	653
47	BEARING	1	068-0160	647	647	647	647
48	SLINGER	1	764-1028	478	478	478	478
49	GLAND (SEAL)	2	372-0293	010	208	010	104
50	O RING	2	364-0429	457	457	457	457
52	LANTERN RING	1	676-1701	512	512	512	512
53	SEAL	2	712-1017	749	764	749	764
54	COLLAR	2	224-0177	208	208	010	104
55	SETSCREW	4	724-0081	104	104	104	104
56	BUSHING	2	136-1414	208	208	010	104
57	SLEEVE WITH "O" RING PC 58 (NOTE 1)						
	SLEEVE (PACKING)	1	756-0645	644	644	646	623
	SLEEVE (SEAL)	1	756-0645	644	644	623	623
58	O-RING	1	364-0380	457	457	457	457
59	IMPELLER						
	6x8x17A	1	443-2133	208	208	010	104
	6x8x17B	1	443-2102	208	208	010	104
	IMPELLER (FITTED WITH/OPT IMP RING 70)						
	6x8x17A	1	443-2131	643	643	642	646
	6x8x17B	1	443-2135	643	643	642	646
60	O RING	1	364-0380	457	457	457	457
61	BUSHING	1	136-1323	226	226	010	104
62	SEPARATOR SLEEVE WITH "O" RING PC 60 & 64 (NOTE 2)	1	756-0635	644	644	642	-
63	PIN	1	592-0361	360	-	360	-
		1	592-0051	-	235	-	235
64	O RING	1	364-0380	457	457	457	457
65	SLEEVE WITH "O" RING PC 66 (NOTE 1)						
	(PACKING)	1	756-0645	644	644	646	623
	(SEAL)	1	756-0645	644	644	623	623

\*USED WITH WATER COOLED CARTRIDGE CAPS ONLY

NOTE 1) MATERIAL CODE 644 - SLEEVE 208, "O" RING 457  
 646 - SLEEVE 108, "O" RING 457  
 623 - SLEEVE 104, "O" RING 457

NOTE 2) MATERIAL CODE 644 - SEP SLEEVE 215, "O" RING 457  
 642 - SEP SLEEVE 010, "O" RING 457









**NOTE:**  
Aurora Pump reserves the right to make revisions to its products and their specifications, and to this bulletin and related information without notice

**Aurora Pumps**  
800 Airport Road  
North Aurora, IL 60542  
phone: 630-859-7000  
fax: 630-859-7060