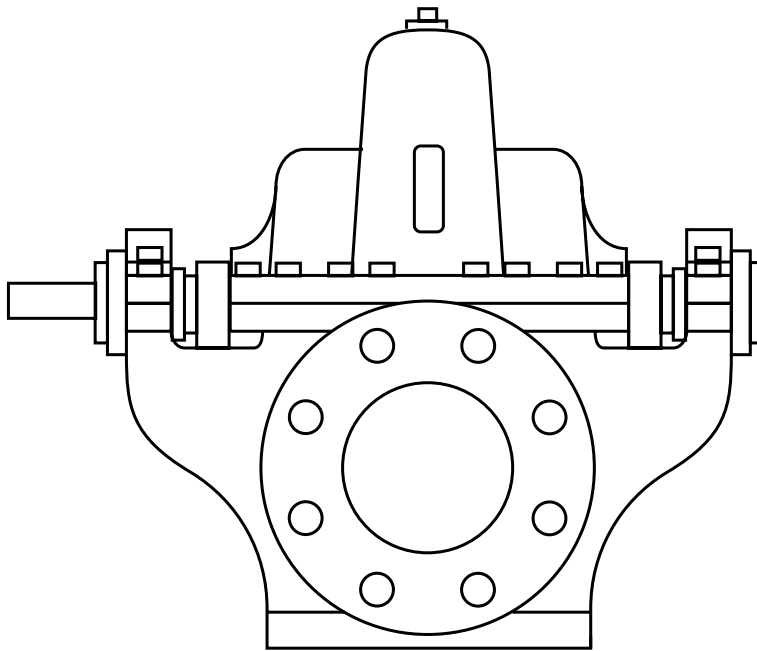


# 410A SERIES REPAIR PARTS INDEX



READ AND UNDERSTAND THE PUMP AND MOTOR  
INSTRUCTIONS BEFORE ATTEMPTING TO INSTALL,  
DISASSEMBLE OR REPAIR THE PUMP

**410 SERIES**  
**MODELS 411 - 411B - 412 - 412C -**  
**413 - 413C**

**TABLE OF CONTENTS**

PUMP MODEL	POWER SERIES	DESCRIPTION	PAGE
411, 412 & 413	1	2 x 2-1/2 x 9, 2 x 2-1/2 x 10, 2 x 2-1/2 x 12 . . . . .	6-7
411, 412 & 413	2	2-1/2 x 3 x 10B, 2-1/2 x 3 x 12, . . . . . 3 x 4 x 10B & C, 3 x 4 x 14, 4 x 5 x 10B	8-9
411, 412 & 413	3	4 x 5 x 11A & C, 4 x 5 x 15 . . . . .	10-11
411, 412 & 413	4	4 x 6 x 18B, 5 x 6 x 11A & C, 5 x 6 x 15, . . . . . 5 x 6 x 17, 6 x 8 x 11, 8 x 8 x 11B	12-13
411, 412 & 413	5	6 x 8 x 15, 6 x 8 x 18A, B & C, 6 x 8 x 20, . . . . . 8 x 10 x 12 & 12A, 8 x 10 x 15A & B, 8 x 10 x 17B	14-15
411, 412C, 413C	6B	8 x 10 x 21, 8 x 10 x 21A . . . . .	16-17
411, 412, 413	6B	10 x 12 x 12B,	
411, 412C, & 413C	6B	10 x 12 x 15B & C	
411, 411B, 412, 412C, 413 & 413C	6B	10 x 12 x 18	
411, 411B, 412C & 413C	7	12 x 14 x 15B . . . . .	18-19
411, 411B, 412C & 413C	7	12 x 14 x 18A, 14 x 16 x 18	

SPLIT CASE MODEL DESIGNATIONS

- MODEL 411 = HORIZONTAL FLEX COUPLED
- MODEL 411B = HORIZONTAL FLEX COUPLED BOTTOM SUCTION
- MODEL 412 = VERTICAL FLEXIBLE SHAFT
- MODEL 412C = VERTICAL FLEXIBLE SHAFT CHAIR MOUNT
- MODEL 413 = VERTICAL FLEX COUPLED
- MODEL 413C = VERTICAL FLEX COUPLED CHAIR MOUNT

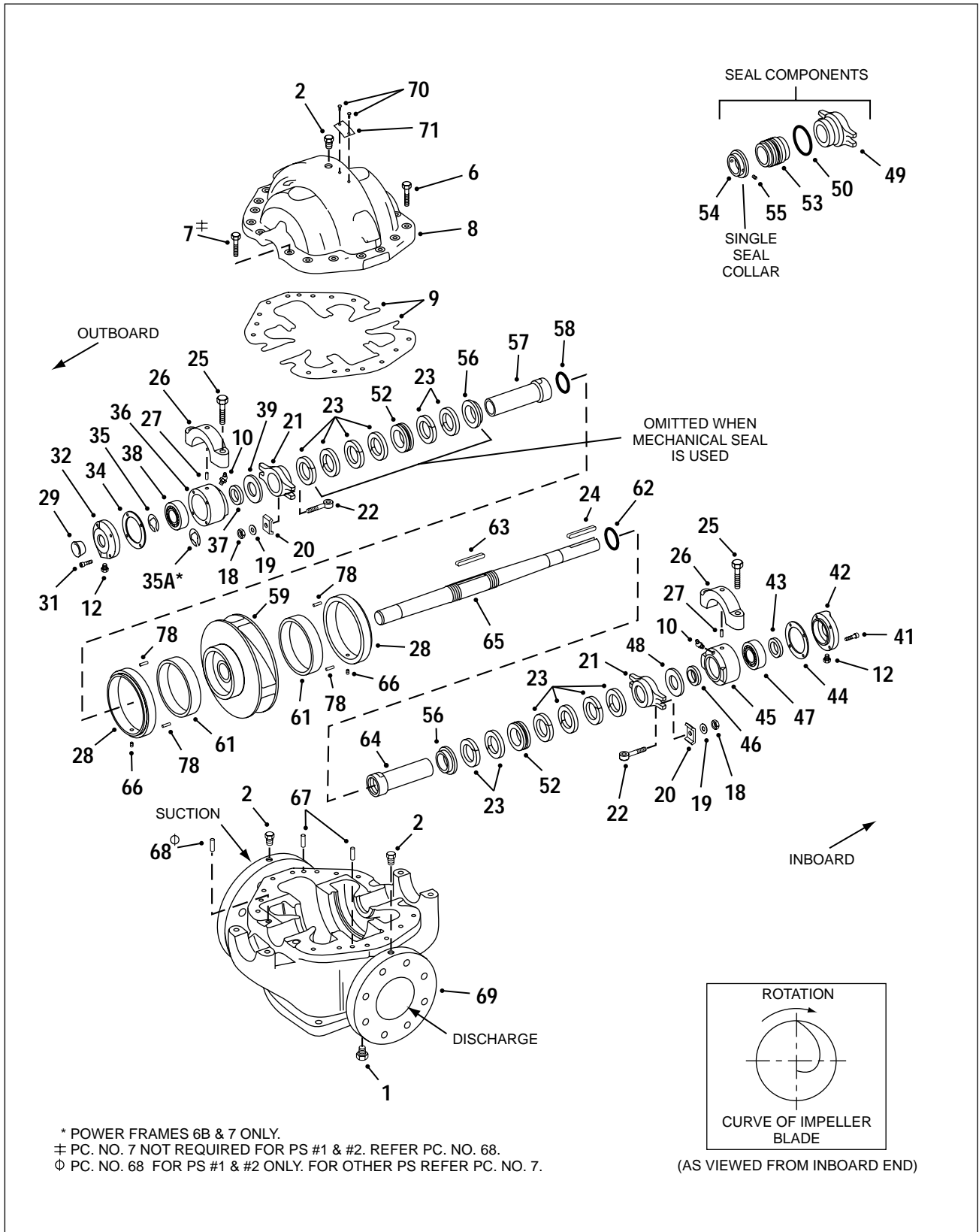
NOTE: PUMPS ARE GENERALLY BUILT IN ONE OF (5) FIVE MATERIALS OF CONSTRUCTION:

B.F. = BRONZE FITTED  
 S.F. = STANDARD FITTED  
 A.B. = ALL BRONZE

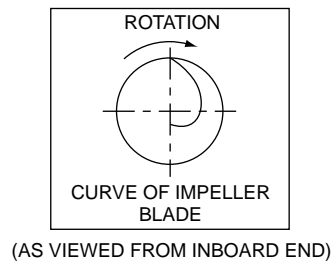
A.I. = ALL IRON  
 S.S. = STAINLESS STEEL

THE ONLY DIFFERENCE BETWEEN B.F. AND S.F. IS THE IMPELLER MATERIAL. B.F. PUMPS HAVE BRONZE IMPELLERS AND S.F. PUMPS HAVE CAST IRON IMPELLERS.

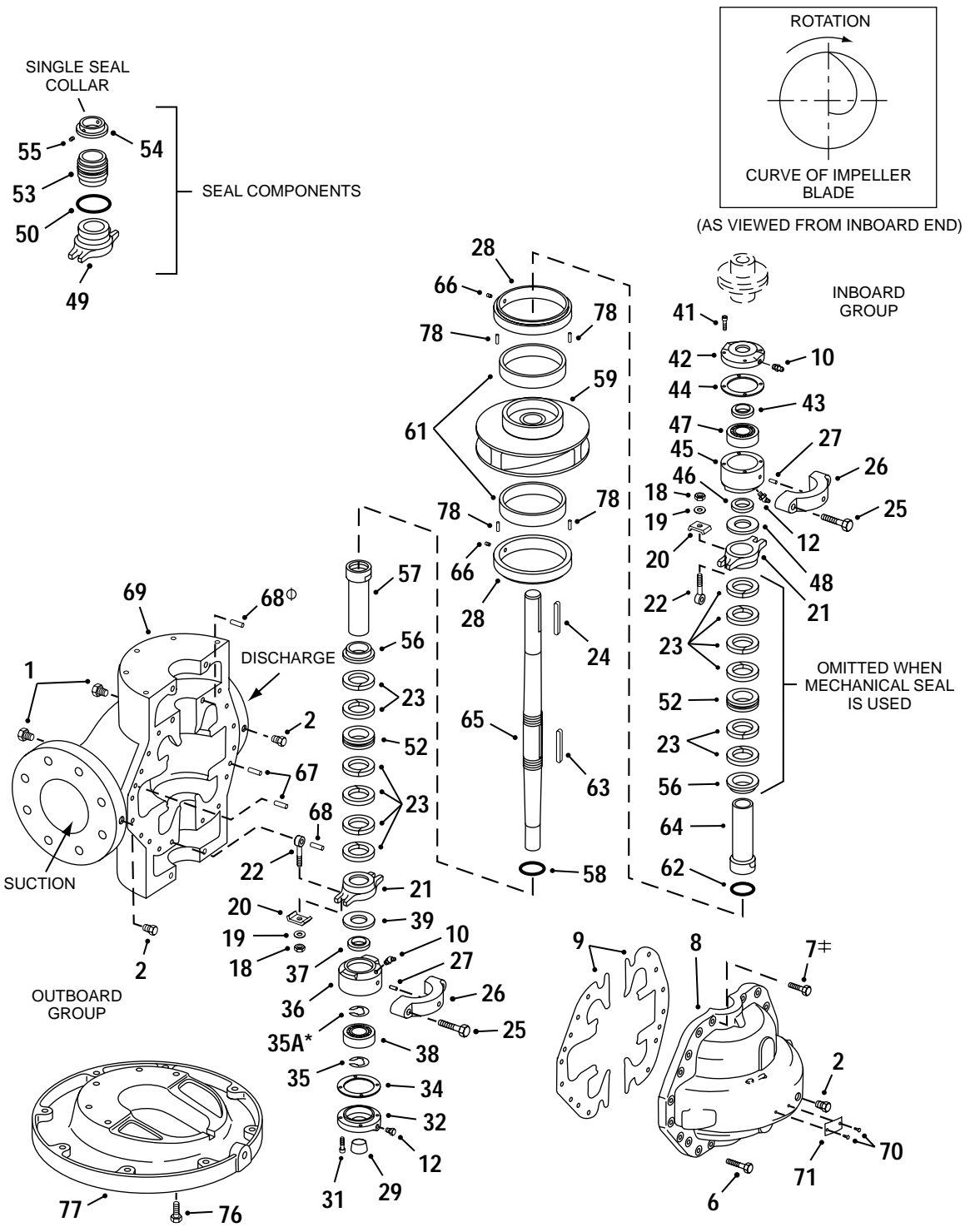
MODEL 411  
PIECE NUMBERS



\* POWER FRAMES 6B & 7 ONLY.  
 ‡ PC. NO. 7 NOT REQUIRED FOR PS #1 & #2. REFER PC. NO. 68.  
 ◊ PC. NO. 68 FOR PS #1 & #2 ONLY. FOR OTHER PS REFER PC. NO. 7.



MODEL 412  
PIECE NUMBERS

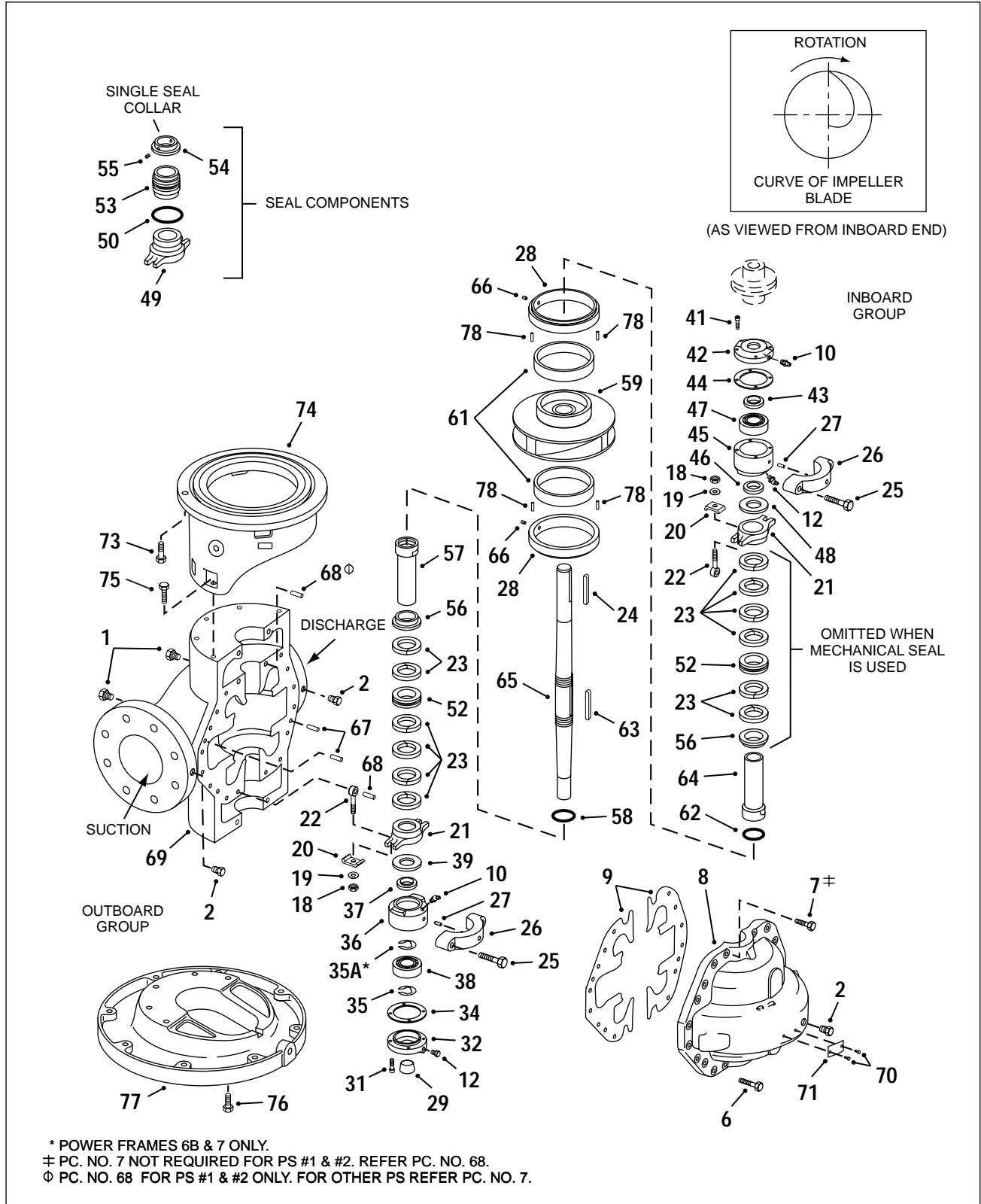


\* POWER FRAMES 6B & 7 ONLY.  
± PC. NO. 7 NOT REQUIRED FOR PS #1 & #2. REFER PC. NO. 68.  
Φ PC. NO. 68 FOR PS #1 & #2 ONLY. FOR OTHER PS REFER PC. NO. 7.

410 SERIES  
 MODEL 413  
 PIECE NUMBERS

SECTION 410P PAGE 5  
 DATED NOVEMBER 1999

SUPERSEDES 410P PAGE 5  
 DATED APRIL 1996



\* POWER FRAMES 6B & 7 ONLY.  
 ‡ PC. NO. 7 NOT REQUIRED FOR PS #1 & #2. REFER PC. NO. 68.  
 Ø PC. NO. 68 FOR PS #1 & #2 ONLY. FOR OTHER PS REFER PC. NO. 7.

**410 SERIES P.S. #1**  
**MODELS 411-412-413**  
**2 x 2-1/2 x 9 - 2 x 2-1/2 x 10 - 2 x 2-1/2 x 12**  
**PARTS LIST**

PC. NO.	DESCRIPTION	QTY	PART NO.	MATERIAL			
				B.F.	A.B.	A.I.	S.S.
1	PLUG	2	600-0003	087	190	087	104
2	PLUG	5	600-0002	087	190	087	104
6	CAPSCREW 2x9&10 2x2-1/2x12	12	168-0490	082	082	082	104
		16	168-0490	082	082	082	104
7	PIN		REFER PC. NO. 68				
8	CASING HALF	1	INCLUDED WITH NO. 69				
9	GASKET 2x2-1/2x9&10 2x2-1/2x12	1	364-1262	598	598	598	598
		1	364-1256	598	598	598	598
10	GREASE FITTING	2	508-0001	651	651	651	651
12	PLUG	2	600-0001	087	087	087	087
18	NUT	4	544-0107		190	080	104
19	WASHER	4	908-0109		190	080	104
20	GLAND CLAMP	4	204-0120		190	360	104
21	GLAND (PACKING)	2	372-0238	010	208	010	104
22	SWING BOLT	4	100-0216		190	082	104
22A	SWING BOLT ASSY. (18, 19, 20, 22)	4	099-0002	644			
23	PACKING	10	564-0152	802	802	802	802
24	KEY	1	472-0208	087	087	087	087
25	CAPSCREW	4	168-0490	082	190	082	104
26	BEARING CAP	2	163-0541	010		010	
27	PIN	2	592-0361	360	107	360	107
28	CASE RING	2	676-1744	208	208	010	107
29	PROTECTOR	1	624-0105	087	087	087	087
31	CAPSCREW	4	168-0015	082	082	082	082
32	CARTRIDGE CAP	1	164-0549	010	010	010	010
34	GASKET	1	364-1308	614	614	614	614
35	RETAINER RING	1	676-0440	088	088	088	088
36	CARTRIDGE	1	176-0064	010	010	010	010
37	GREASE SEAL	1	712-6322	653	653	653	653
	OIL SEAL	1	712-0097	653	653	653	653
38	BEARING	1	068-0452	647	647	647	647
39	SLINGER	1	764-1012	478	478	478	478
41	CAPSCREW	4	168-0015	080	080	080	080
42	CARTRIDGE CAP	1	164-0549	010	010	010	010
43	GREASE SEAL	1	712-6321	653	653	653	653
	OIL SEAL	1	712-0052	653	653	653	653
44	GASKET	1	364-1308	614	614	614	614
45	CARTRIDGE	1	176-0064	010	010	010	010

PC. NO.	DESCRIPTION	QTY	PART NO.	MATERIAL			
				B.F.	A.B.	A.I.	S.S.
46	GREASE SEAL	1	712-6322	653	653	653	653
	OIL SEAL	1	712-0097	653	653	653	653
47	BEARING	1	068-1905	647	647	647	647
48	SLINGER	1	764-1012	478	478	478	478
49	GLAND (SEAL)	2	372-0285	010	208	010	104
50	O-RING	2	364-0417	457	457	457	457
52	LANTERN RING	2	676-1767	512	512	512	512
53	SEAL	2	712-0907	749	764	749	764
54	COLLAR	2	224-0180	208	208	010	104
55	SETSCREW	4	724-0081	104	104	104	104
56	BUSHING	2	136-1423	208	208	010	104
57	SLEEVE WITH "O" RING PC. NO. 58 (NOTE 1)						
	SLEEVE (PACKING) (SEALS)	1	756-0641	644	644	646	623
		1	756-0641	644	644	623	623
58	O-RING	1	364-0328	457	457	457	457
59	IMPELLER 2x2-1/2x9 2x2-1/2x10 2x2-1/2x12	1	443-2104	225	225	010	104
		1	443-2105	225	225	010	104
		1	443-2106	225	225	010	104
	IMPELLER (FITTED WITH OPT. RING NO. 61) 2x2-1/2x9 2x2-1/2x10 2x2-1/2x12	FOR S.F. CONSTRUCTION					
		USE MATERIAL 655					
		1	443-2479	643	643	642	646
		1	443-2476	643	643	642	646
61	IMP. RING (OPT.)	BEFORE 10/1/85					
		2	676-1047	208	108	010	104
		AFTER 10/1/85					
		2	676-2043	208	208	010	104
62	O-RING	1	364-0328	457	457	457	457
63	KEY	1	472-0410	107	104	107	104
64	SLEEVE WITH "O" RING PC. NO. 62 (NOTE 1)						
	SLEEVE (PACKING) (SEALS)	1	756-0641	644	644	646	623
		1	756-0641	644	644	623	623
65	SHAFT	1	728-0945	063	104	063	104
66	PIN	2	592-0361	360		360	
		2	592-0051		235		235
67	PIN	2	592-0375	360	107	360	107
68	PIN	4	592-0213	104	104	104	104

NOTE 1) MATERIAL CODE 644 - SLEEVE 208, "O" RING 457  
646 - SLEEVE 108, "O" RING 457  
623 - SLEEVE 104, "O" RING 457



**410 SERIES P.S. #2**  
**MODELS 411-412-413**  
**2-1/2 x 3 x 10B - 2-1/2 x 3 x 12 - 3 x 4 x 10B&C -**  
**3 x 4 x 14 - 4 x 5 x 10B**  
**PARTS LIST**

PC. NO.	DESCRIPTION	QTY	PART NO.	MATERIAL			
				B.F.	A.B.	A.I.	S.S.
1	PLUG	2	600-0003	087	190	087	104
2	PLUG	3	600-0002	087	190	087	104
6	CAPSCREW 3x4x14	16	168-0492	082	082	082	082
		20	168-0492	082	082	082	082
7	PIN		REFER PC NO. 68				
8	CASING HALF	1	INCLUDED WITH NO. 69				
9	GASKET 2-1/2x3x10B 2-1/2x3x12 3x4x10B&C 3x4x14 4x5x10B	1	364-1263	598	598	598	598
		1	364-1264	598	598	598	598
		1	364-1265	598	598	598	598
		1	364-1266	598	598	598	598
10	GREASE FITTING	2	508-0015	651	651	651	651
12	PLUG	2	600-0001	087	087	087	087
12A	PLUG*	6	600-0003	087	087	087	087
18	NUT	4	544-0107		190		104
19	WASHER	4	908-0109		190		104
20	GLAND CLAMP	4	204-0120		190		104
21	GLAND (PACKING)	2	372-0225	010	208	010	104
22	SWING BOLT	4	100-0216		190		104
22A	SWING BOLT ASSY. (18, 19, 20, 22)	4	099-0005	644		644	
23	PACKING	12	564-0151	802	802	802	802
24	KEY	1	472-0247	087	087	087	087
25	CAPSCREW	4	168-0494	080	190	080	104
26	BEARING CAP	2	163-0306	010		010	
27	PIN	2	592-0361	360	107	360	107
28	CASE RING 2-1/2x3x10B & 12 3x4x10B, C & 14 4x5x10B	2	676-1745	208	208	010	107
		2	676-1746	208	208	010	107
		2	676-1719	208	208	010	107
29	PROTECTOR	1	624-0080	087	087	087	087
31	CAPSCREW	4	168-0015	082	082	082	082
32	CARTRIDGE CAP	1	164-0531	010	010	010	010
34	GASKET	1	364-1309	614	614	614	614
35	RETAINING RING	1	676-0267	088	088	088	088
36	CARTRIDGE	1	176-0065	010	010	010	010
37	GREASE SEAL OIL SEAL	1	712-6324	653	653	653	653
		2	712-0053	653	653	653	653

PC. NO.	DESCRIPTION	QTY	PART NO.	MATERIAL			
				B.F.	A.B.	A.I.	S.S.
38	BEARING	1	068-0454	647	647	647	647
39	SLINGER	1	764-1017	478	478	478	478
41	CAPSCREW	4	168-0015	080	080	080	080
42	CARTRIDGE CAP	1	164-0531	010	010	010	010
43	GREASE SEAL OIL SEAL	1	712-0231	653	653	653	653
		1	712-0016	653	653	653	653
44	GASKET	1	364-1309	614	614	614	614
45	CARTRIDGE	1	176-0065	010	010	010	010
46	GREASE SEAL OIL SEAL	1	712-6324	653	653	653	653
		2	712-0053	653	653	653	653
47	BEARING	1	068-1907	647	647	647	647
48	SLINGER	1	764-1017	478	478	478	478
49	GLAND (SEAL)	2	372-0287	010	208	010	104
50	O-RING	2	364-0420	457	457	457	457
52	LANTERN RING	2	676-1698	512	512	512	512
53	SEAL	2	712-0910	749		479	
		2	712-0910		764		764
54	COLLAR	2	224-0174	208	208	010	104
55	SETSCREW	4	724-0081	104	104	104	104
56	BUSHING	2	136-1411	208	208	010	104
SLEEVE WITH "O" RING PC. NO. 58 (NOTE 1)							
57	SLEEVE (PACKING) (SEALS)	1	756-0642	644	644	646	623
		1	756-0642	644	644	623	623
58	O-RING	1	364-0368	457	457	457	457
59	IMPELLER 2-1/2x3x10B 2-1/2x3x12 3x4x10B 3x4x10C & 14 4x5x10B IMPELLER FOR S.F. CONSTRUCTION (FITTED WITH USE MATERIAL 655 OPT. RING NO. 61)	1	443-2295	225	225	010	104
		1	443-2108	225	225	010	104
		1	443-2266	225	225	010	104
		1	443-2110	225	225	010	104
		1	443-2251	225	225	010	104
		1	443-2470	643	643	642	646
		1	443-2475	643	643	642	646
		1	443-2265	643	643	642	646
		1	443-1881	643	643	642	646
		1	443-2468	643	643	642	646

\*USED WITH WATER COOLED CARTRIDGE CAPS ONLY

NOTE 1) MATERIAL CODE 644 - SLEEVE 208, "O" RING 457  
646 - SLEEVE 108, "O" RING 457  
623 - SLEEVE 104, "O" RING 457





**410 SERIES P.S. #3**  
**MODELS 411-412-413**  
**4 x 5 x 11A&C - 4 x 5 x 15**  
**PARTS LIST**

PC. NO.	DESCRIPTION	QTY	PART NO.	MATERIAL			
				B.F.	A.B.	A.I.	S.S.
1	PLUG	3	600-0004	028	190	028	104
2	PLUG	2	600-0002	087	190	087	104
6	CAPSCREW 4x5x15	14	168-0492	082	082	082	104
		16	168-0492	082	082	082	104
7	CAPSCREW	4	168-0492	082	082	082	104
8	CASING HALF	1	INCLUDED WITH NO. 69				
9	GASKET 4x5x11A 4x5x11C	BEFORE MARCH 1979					
		1	364-1267	614	614	614	614
		1	364-1267	614	614	614	614
	GASKET 4x5x11A 4x5x11C 4x5x15 (ALL)	AFTER MARCH 1979					
		1	364-0099	598	598	598	598
		1	364-0099	598	598	598	598
10	GREASE FITTING	2	508-0015	651	651	651	651
12	PLUG	2	600-0001	087	087	087	087
12A	PLUG*	6	600-0003	087	087	087	087
18	NUT	4	544-0109		190	080	104
19	WASHER	4	908-0112		190	080	104
20	GLAND CLAMP	4	204-0120		190	360	104
21	GLAND (PACKING)	2	372-0226	010	208	010	104
22	SWING BOLT	4	100-2011		190	360	104
22A	SWING BOLT ASSY. (18, 19, 20, 22)						
		4	099-0014	644			
23	PACKING	10	564-0175	816	816	816	816
24	KEY	1	472-0318	087	087	087	087
25	CAPSCREW	4	168-0494	080	190	080	104
26	BEARING CAP	2	163-0307	010		010	
27	PIN	2	592-0361	360	107	360	107
28	CASING RING 4x5x11A 4x5x11C 4x5x15						
		2	676-1720	208	208	010	107
		2	676-1747	208	208	010	107
29	PROTECTOR	1	624-0081	087	087	087	087
31	CAPSCREW	4	168-0260	082	082	082	082
32	CARTRIDGE CAP	1	164-0550	010	010	010	010
34	GASKET	1	364-1310	614	614	614	614
35	RETAINING RING	1	676-0929	088	088	088	088
36	CARTRIDGE	1	176-0066	010	010	010	010

PC. NO.	DESCRIPTION	QTY	PART NO.	MATERIAL			
				B.F.	A.B.	A.I.	S.S.
37	GREASE SEAL	1	712-6326	653	653	653	653
	OIL SEAL	1	721-0017	653	653	653	653
38	BEARING	1	068-0455	647	647	647	647
39	SLINGER	1	764-1020	478	478	478	478
41	CAPSCREW	4	168-0260	082	082	082	082
42	CARTRIDGE CAP	1	164-0550	010	010	010	010
43	GREASE SEAL	1	712-6325	653	653	653	653
	OIL SEAL	1	712-0019	653	653	653	653
44	GASKET	1	364-1310	614	614	614	614
45	CARTRIDGE	1	176-0066	010	010	010	010
46	GREASE SEAL	1	712-6326	653	653	653	653
	OIL SEAL	1	712-0017	653	653	653	653
47	BEARING	1	068-1908	647	647	647	647
48	SLINGER	1	764-1020	478	478	478	478
49	GLAND (SEAL)	2	372-0289	010	208	010	104
50	O-RING	2	364-0423	457	457	457	457
52	LANTERN RING	2	676-1699	512	512	512	512
53	SEAL	2	712-1012	749	764	749	764
54	COLLAR	2	224-0175	208	208	010	104
55	SETSCREW	4	724-0081	104	104	104	104
56	BUSHING	2	136-1412	208	208	010	104
57	SLEEVE WITH "O" RING PC. NO. 58 (NOTE 1)						
	SLEEVE (PACKING) (SEALS)	1	756-0643	644	644	646	623
		1	756-0643	644	644	623	623
58	O-RING	1	364-0372	457	457	457	457
59	IMPELLER 4x5x11A	1	443-2112	225	225	010	104
	4x5x11C	1	443-0147	225	225	010	104
	4x5x15	1	443-2115	225	225	010	104
61	IMPELLER (FITTED WITH OPT. RING NO. 61)	FOR S.F. CONSTRUCTION USE MATERIAL 655					
	4x5x11A	1	443-2478	643	643	642	646
	4x5x11C	1	443-2466	643	643	642	646
	4x5x15	1	443-1885	643	643	642	646
61	IMP. RING (OPT.)	BEFORE 10/1/85					
	4x5x11A	2	676-1893	208	208	010	104
	4x5x11C	2	676-1059	208	208	010	104
	4x5x15	2	676-1059	208	208	010	104

\*USED WITH WATER COOLED CAPS ONLY

NOTE 1) MATERIAL CODE 644 - SLEEVE 208, "O" RING 457  
 646 - SLEEVE 108, "O" RING 457  
 623 - SLEEVE 104, "O" RING 457



**410 SERIES P.S. #4**  
**MODELS 411-412-413**  
**4 x 6 x 18B - 5 x 6 x 11A&C - 5 x 6 x 15 -**  
**5 x 6 x 17 - 6 x 8 x 11 - 8 x 8 x 11B**  
**PARTS LIST**

PC. NO.	DESCRIPTION	QTY	PART NO.	MATERIAL			
				B.F.	A.B.	A.I.	S.S.
1	PLUG	3	600-0004	028	190	028	104
2	PLUG MODEL 411 MODEL 412 & 413	2	600-0002	087	190	087	104
		4	600-0002	087	190	087	104
6	CAPSCREW 5x6x11A, 6x8x11, 8x8x11B 5x6x11C, 5x6x15 5x6x17 4x6x18B	14	168-0564	082	082	082	104
		16	168-0564	082	082	082	104
		20	158-0564	082	082	082	104
		4	168-0494	082	082	082	104
7	CAPSCREW	4	168-0494	082	082	082	104
8	CASING HALF	1	INCLUDED WITH NO. 69				
9	GASKET 4x6x18B 5x6x11A 5x6x11C 5x6x15 5x6x17 6x8x11 8x8x11B	1	364-0801	598	598	598	598
		1	364-1269	598	598	598	598
		1	364-0809	598	598	598	598
		1	364-1270	598	598	598	598
		1	364-1270	598	598	598	598
		1	364-1271	598	598	598	598
		1	364-1271	598	598	598	598
10	GREASE FITTING	2	508-0015	651	651	651	651
12	PLUG	2	600-0001	087	087	087	087
12A	PLUG*	6	600-0003	087	087	087	087
18	NUT	4	544-0109		190	080	104
19	WASHER	4	908-0112		190	080	104
20	GLAND CLAMP	4	204-0120		190	360	104
21	GLAND (PACKING)	2	372-0227	010	208	010	104
22	SWING BOLT	4	100-2011		190	360	104
22A	SWING BOLT ASSY. (18, 19, 20, 22)						
		4	099-0014	644			
23	PACKING	12	564-0176	816	816	816	816
24	KEY	1	472-0318	087	087	087	087
25	CAPSCREW	4	168-0566	082	190	082	104
26	BEARING CAP	2	163-0308	010		010	
27	PIN	2	592-0361	360	107	360	107
28	CASE RING 4x6x18B 5x6x11A & C 5x6x15 5x6x17, 6x8x11 8x8x11B	2	676-1748	208	208	010	107
		2	676-1748	208	208	010	107
		2	676-1748	208	208	010	107
		2	676-1748	208	208	010	107
		2	676-1748	208	208	010	107
		2	676-1721	208	208	010	107

\*USED WITH WATER COOLED CARTRIDGE CAPS ONLY

PC. NO.	DESCRIPTION	QTY	PART NO.	MATERIAL			
				B.F.	A.B.	A.I.	S.S.
29	PROTECTOR	1	624-0081	087	087	087	087
31	CAPSCREW	4	168-0260	082	082	082	082
32	CARTRIDGE CAP	1	164-0532	010	010	010	010
34	GASKET	1	364-1311	614	614	614	614
35	RETAINING RING	1	676-0935	088	088	088	088
36	CARTRIDGE	1	176-0067	010	010	010	010
37	GREASE SEAL OIL SEAL	1	712-6327	653	653	653	653
		1	712-6327	653	653	653	653
38	BEARING	1	068-0456	647	647	647	647
39	SLINGER	1	764-1022	478	478	478	478
41	CAPSCREW	4	168-0260	082	082	082	082
42	CARTRIDGE CAP	1	164-0532	010	010	010	010
43	GREASE SEAL OIL SEAL	1	712-6326	653	653	653	653
		1	712-0017	653	653	653	653
44	GASKET	1	364-1311	614	614	614	614
45	CARTRIDGE	1	176-0067	010	010	010	010
46	GREASE SEAL OIL SEAL	1	712-6327	653	653	653	653
		1	712-6327	653	653	653	653
47	BEARING 5x6x11C (3500)	1	068-1909	647	647	647	647
		1	068-0359	647	647	647	647
48	SLINGER	1	764-1022	478	478	478	478
49	GLAND (SEAL)	2	372-0291	010	208	010	104
50	O-RING	2	364-0425	457	457	457	457
52	LANTERN RING	2	676-1700	512	512	512	512
53	SEAL	2	712-1014		764		764
		2	712-1014	749		749	
54	COLLAR	2	224-0176	208	208	010	104
55	SETSCREW	4	724-0081	104	104	104	104
56	BUSHING	2	136-1413	208	208	010	104
57	SLEEVE WITH "O" RING SLEEVE (PACKING) (SEALS)	1	756-0644	644	644	646	623
		1	756-0644	644	644	623	623
58	O-RING	1	364-0375	457	457	457	457

NOTE 1) MATERIAL CODE 644 - SLEEVE 208, "O" RING 457  
 646 - SLEEVE 108, "O" RING 457  
 623 - SLEEVE 104, "O" RING 457

**410 SERIES P.S. #4  
MODELS 411-412-413**

**4 x 6 x 18B - 5 x 6 x 11A&C - 5 x 6 x 15 -  
5 x 6 x 17 - 6 x 8 x 11 - 8 x 8 x 11B  
PARTS LIST**

SECTION 410P PAGE 13  
DATED NOVEMBER 1999  
SUPERSEDES 410P PAGE 13  
DATED APRIL 1996

PC. NO.	DESCRIPTION	QTY	PART NO.	MATERIAL				
				B.F.	A.B.	A.I.	S.S.	
59	IMPELLER 4x6x18B	1	443-0648	225	225	010	104	
	5x6x11A	1	443-2116	225	225	010	104	
	5x6x11C	1	443-2300	225	225	010	104	
	5x6x15	1	443-2117	225	225	010	104	
	5x6x17	1	443-2118	225	225	010	104	
	6x8x11	1	443-2116	225	225	010	104	
	59	IMPELLER 8x8x11B	1	443-2122	225	225	010	104
IMPELLER (FITTED WITH OPT. NO. 61 IMP. RING)			FOR S.F. CONSTRUCTION					
			USE MATERIAL 655					
4x6x18B		1	443-1021	643	643	642	646	
5x6x11A		1	443-0126	643	643	642	646	
5x6x11C		1	443-2480	643	643	642	646	
5x6x15		1	443-2467	643	643	642	646	
5x6x17		1	443-1887	643	643	642	646	
6x8x11		1	443-0126	643	643	646	646	
8x8x11B		1	443-0119	643	643	642	646	
61	IMP. RING (OPT.) 4x6x18B, 5x6x11A & C		BEFORE 10/1/85					
	5x6x15, 5x6x17 & 6x8x11	2	676-1071	208	208	010	104	
	8x8x11B	2	676-1894	208	208	010	104	
			AFTER 10/1/85					
	4x6x18B, 5x6x11A & 5x6x17, 6x8x11	2	676-1071	208	208	010	104	
	5x6x11C	2	676-2046	208	208	010	104	
	5x6x15	2	676-2039	208	208	010	104	
	8x8x11B	2	676-1894	208	208	010	104	
	62	O-RING	1	364-0375	457	457	457	457
63	KEY	1	472-0412	107	104	107	104	
64	SLEEVE WITH "O" RING (PACKING) (SEALS)	1	756-0644	644	644	646	623	
		1	756-0644	644	644	623	623	
65	SHAFT	1	728-0948	063	104	063	104	
66	PIN	2	592-0361	360		360		
		2	592-0051		235		235	
67	PIN	2	592-0375	360	107	360	107	
68	PIN		NOT REQUIRED					

PC. NO.	DESCRIPTION	QTY	PART NO.	MATERIAL			
				B.F.	A.B.	A.I.	S.S.
69	MODEL 411 PUMPS CASING ASSEMBLY (1, 2, 8, 26, 27, 66)						
	4x6x18B	1	179-2047	010	208	010	104
	5x6x11A	1	179-1365	010	208	010	104
	5x6x11C	1	179-2129	010	208	010	104
	5x6x15	1	179-1366	010	208	010	104
	5x6x17	1	179-1367	010	208	010	104
	6x8x11	1	179-1368	010	208	010	014
	8x8x11B	1	179-1371	010	208	010	014
	MODEL 412 & 413 PUMPS CASING ASSY. (1, 2, 8, 26, 27, 66)						
	4x6x18B	1	179-2101	010	208	010	104
5x6x11A	1	179-1453	010	208	010	104	
5x6x11C	1	179-2135	010	208	010	104	
5x6x15	1	179-1454	010	208	010	104	
5x6x17	1	179-1455	010	208	010	104	
6x8x11	1	179-1456	010	208	010	104	
8x8x11B	1	179-1459	010	208	010	104	
70	DRIVE SCREW	2	708-0013	365	365	365	365
71	NAMEPLATE	1	532-0045	114	114	114	114
73	CAPSCREW FR. 143HP-256HP	4	168-0388	082	082	082	082
	FR. 284HPH-445HP	4	168-0570	082	082	082	082
74	BRACKET FR. 143HP-256HP	1	116-0376	010	010	010	010
	FR. 284HPH-445HP	1	116-0364	010	010	010	010
75	CAPSCREW	5	168-0562	082	082	082	082
76	CAPSCREW	5	168-0562	082	082	082	082
77	BASE	1	060-0485	010	010	010	010
78	SETSCREW	6	724-0027	104	104	104	104

**410 SERIES P.S. #5  
MODELS 411-412-413**

**6 x 8 x 15 - 6 x 8 x 18A,B&C - 6 x 8 x 20  
8 x 10 x 12 & 12A - 8 x 10 x 15A&B - 8 x 10 x 17B  
PARTS LIST**

PC. NO.	DESCRIPTION	QTY	PART NO.	MATERIAL				
				B.F.	A.B.	A.I.	S.S.	
1	PLUG	3	600-0004	028	190	028	104	
2	PLUG MODEL 411 MODEL 412 & 413	2	600-0002	087	190	087	104	
		4	600-0002	087	190	087	104	
6	CAPSCREW 6x8x15 6x8x18A,B&C 6x8x20 ALL OTHER SIZES	17	168-0636	082	190	082	104	
		20	168-0638	082	190	082	104	
		19	168-0638	082	190	082	104	
		18	168-0638	082	190	082	104	
7	CAPSCREW	4	168-0498	082	190	082	104	
8	CASING HALF	1	INCLUDED WITH NO. 69					
9	GASKET 6x8x15 6x8x18A,B&C 6x8x20 8x10x12, 12A 8x10x15A&B 8x10x17B	1	364-1272	598	598	598	598	
		1	364-0802	598	598	598	598	
		1	364-1273	598	598	598	598	
		1	364-1274	598	598	598	598	
		1	364-1275	598	598	598	598	
		1	364-1276	598	598	598	598	
10	GREASE FITTING	2	508-0015	651	651	651	651	
12	PLUG	2	600-0001	087	087	087	087	
12A	PLUG*	6	600-0003	087	087	087	087	
18	NUT	4	544-0113		190	080	104	
19	WASHER	4	908-0114		190	080	104	
20	GLAND CLAMP	4	204-0121		190	360	104	
21	GLAND (PACKING)	2	372-0228	010	208	010	104	
22	SWING BOLT	4	100-2012		190	360	104	
22A	SWING BOLT ASSY. (18, 19, 20, 22)							
		4	099-0015	644				
23	PACKING	12	564-0177	802	802	802	802	
24	KEY	1	472-0321	087	087	087	087	
25	CAPSCREW	4	168-0638	082	208	082	104	
26	BEARING CAP	2	163-0309	010		010		
27	PIN	2	592-0361	360	107	360	107	
28	CASE RING 6x8x15, 6x8x18A&C 6x8x20, 8x10x12 6x8x18B 8x10x15A 8x10x12A, 15B & 17B							
		2	676-1750	208	208	010	107	
		2	676-1989	208	208	010	107	
		2	676-1988	208	208	010	107	
		2	676-0018	208	208	010	107	
29	PROTECTOR	1	624-0110	087	087	087	087	
31	CAPSCREW	4	168-0260	082	082	082	082	
32	CARTRIDGE CAP	1	164-0533	010	010	010	010	

PC. NO.	DESCRIPTION	QTY	PART NO.	MATERIAL			
				B.F.	A.B.	A.I.	S.S.
34	GASKET	1	364-1312	614	614	614	614
35	RETAINING RING	1	676-0943	088	088	088	088
36	CARTRIDGE	1	176-0068	010	010	010	010
37	GREASE SEAL OIL SEAL	1	712-6329	653	653	653	653
		1	712-0037	653	653	653	653
38	BEARING	1	068-0458	647	647	647	647
39	SLINGER	1	764-1028	478	478	478	478
41	CAPSCREW	4	168-0260	082	082	082	082
42	CARTRIDGE CAP	1	164-0533	010	010	010	010
43	GREASE SEAL OIL SEAL	1	712-6328	653	653	653	653
		1	712-0055	653	653	653	653
44	GASKET	1	364-1312	614	614	614	614
45	CARTRIDGE	1	176-0068	010	010	010	010
46	GREASE SEAL OIL SEAL	1	712-6329	653	653	653	653
		1	712-0037	653	653	653	653
47	BEARING	1	068-0160	647	647	647	647
48	SLINGER	1	764-1028	478	478	478	478
49	GLAND (SEAL)	2	372-0293	010	208	010	104
50	O-RING	2	364-0429	457	457	457	457
52	LANTERN RING	2	676-1701	512	512	512	512
53	SEAL	2	712-1017	749	764	749	764
54	COLLAR	2	224-0177	208	208	010	104
55	SETSCREW	4	724-0081	104	104	104	104
56	BUSHING	2	136-1414	208	208	010	104
57	SLEEVE WITH "O" RING PC. NO. 58 (NOTE 1)						
	SLEEVE (PACKING) (SEALS)	1	756-0645	644	644	646	623
		1	756-0645	644	644	623	623
58	O-RING	1	364-0380	457	457	457	457
59	IMPELLER 6x8x15 6x8x18A 6x8x18B 6x8x18C 6x8x20 8x10x12 8x10x15A 8x10x12A & 15B 8x10x17B						
		1	443-2119	225	225	010	104
		1	443-0649	208	208	010	104
		1	443-0658	225	225	010	104
		1	443-2298	208	208	010	104
		1	443-2120	225	225	010	104
		1	443-2447	225	225	010	104
		1	443-2119	225	225	010	104
		1	443-2445	225	225	010	104
		1	443-0476	225	225	010	104

\*USED WITH WATER COOLED CARTRIDGE CAPS ONLY

NOTE 1) MATERIAL CODE 644 - SLEEVE 208, "O" RING 457  
646 - SLEEVE 108, "O" RING 457  
623 - SLEEVE 104, "O" RING 457

**410 SERIES P.S. #5  
MODELS 411-412-413**

**6 x 8 x 15 - 6 x 8 x 18A,B&C - 6 x 8 x 20  
8 x 10 x 12 & 12A - 8 x 10 x 15A&B - 8 x 10 x 17B  
PARTS LIST**

SECTION 410P PAGE 15  
DATED NOVEMBER 1999  
SUPERSEDES 410P PAGE 15  
DATED APRIL 1996

PC. NO.	DESCRIPTION	QTY	PART NO.	MATERIAL			
				B.F.	A.B.	A.I.	S.S.
	IMPELLER (FITTED) WITH OPT. NO. 61 RING		FOR S.F. CONSTRUCTION				
			USE MATERIAL 655				
	6x8x15	1	443-1888	643	643	642	646
	6x8x18A	1	443-1022	643	643	642	646
	6x8x18B	1	443-0659	643	643	642	646
	6x8x18C	1	443-2299	643	643	642	646
	6x8x20	1	443-1889	643	643	642	646
59	IMPELLER (FITTED) WITH OPT. NO. 61 RING		FOR S.F. CONSTRUCTION				
			USE MATERIAL 655				
	8x10x12	1	443-2446	643	643	642	646
	8x10x15A	1	443-1888	643	643	642	646
	8x10x12A & 15B	1	443-2473	643	643	642	646
	8x10x17B	1	443-2472	643	643	642	646
61	IMP. RING (OPT.)		BEFORE 10/1/85				
	6x8x15	2	676-1054	208	208	010	104
	6x8x18B	2	676-1990	208	208	010	104
	8x10x12A, 15B & 17B	2	676-0019	208	208	010	104
	IMP. RING (OPT.)		AFTER 10/1/85				
	6x8x15, 18A & 18C	2	676-1054	208	208	010	104
	6x8x20	2	676-1054	208	208	010	104
	8x10x12	2	676-1054	208	208	010	104
	8x10x15A	2	676-1054	208	208	010	104
	6x8x18B	2	676-1990	208	208	010	104
	8x10x12A, 15B & 17B	2	676-2044	208	208	010	104
62	O-RING	1	364-0380	457	457	457	457
63	KEY	1	472-0413	107	104	107	104
64	SLEEVE WITH "O" RING SLEEVE (PACKING) (SEALS)		PC. NO. 62 (NOTE 1)				
		1	756-0645	644	644	646	623
		1	746-0645	644	644	623	623
65	SHAFT	1	728-0949	063	104	063	104
66	PIN	2	592-0361	360		360	
		2	592-0051		235		235
67	PIN	2	592-0375	360	107	360	107
68	PIN		NOT REQUIRED				

PC. NO.	DESCRIPTION	QTY	PART NO.	MATERIAL				
				B.F.	A.B.	A.I.	S.S.	
69	MODEL 411 CASING ASSEMBLY (1, 2, 8, 26, 27, 66)							
	6x8x15	1	179-1369	010	228	010	104	
	6x8x18A,B&C	1	179-2049	010	208	010	104	
	6x8x20	1	179-1370	010	208	010	104	
	8x10x12	1	179-1373	010	208	010	104	
	8x10x12A	1	179-2344	010	208	101	104	
	8x10x15A&B	1	179-2204	010	208	010	104	
	8x10x17B	1	179-2074	010	208	010	104	
	69	MODEL 412 & 413 CASING ASSEMBLY (1, 2, 8, 26, 27, 66)						
		6x8x15	1	179-1457	010	208	010	104
6x8x18A,B&C		1	179-2103	010	208	010	104	
6x8x20		1	179-1458	010	208	020	104	
8x10x12		1	179-1461	010	208	010	104	
8x10x12A		1	179-2346	010	208	010	104	
8x10x15A&B		1	179-2207	010	208	010	104	
8x10x17B		1	179-2077	010	208	010	104	
70		DRIVE SCREW	2	708-0013	365	365	365	365
71		NAMEPLATE	1	532-0045	114	114	114	114
73	CAPSCREW	4	168-0498	082	082	082	104	
74	BRACKET		REFER TO FACTORY					
75	CAPSCREW	5	168-0634	082	082	082	082	
76	CAPSCREW	5	168-0634	082	082	082	082	
77	BASE	1	060-0470	010	010	010	010	
78	SETSCREW							
	6x8x18A							
	6x8x18C							
	6x8x20							
	8x10x12, 12A							
	8x10x15A	6	724-0027	104	104	104	104	
	6x8x18B							
8x10x15B								
8x10x17B	8	724-0027	104	104	104	104		

**410 SERIES P.S. #6B**  
**MODELS 411-411B-412-412C-413-413C**  
**8 x 10 x 21 - 8 x 10 x 21A - 10 x 12 x 12B -**  
**10 x 12 x 15B&C - 10 x 12 x 18**  
**PARTS LIST**

PC. NO.	DESCRIPTION	QTY	PART NO.	MATERIAL			
				B.F.	A.B.	A.I.	S.S.
1	PLUG	3	600-0004	028	190	028	104
2	PLUG	2	600-0002	087	190	087	104
	10x12x12B 412 & 413	4	600-0002	087	190	087	104
6	CAPSCREW						
	8x10x21 & 21A	21	168-0638	082	082	082	082
	10x12x12B	24	168-0638	082	082	082	104
	10x12x15B	26	168-0638	082	082	082	104
10x12x18	26	168-0638	082	082	082	104	
7	CAPSCREW	4	168-0498	082	082	082	104
8	UPPER CASING		INCLUDED WITH NO. 69				
9	GASKET 8x10x21&21A	1	364-2110	598	598	598	598
	10x12x12B	1	364-0803	598	598	598	598
	10x12x15B&C	1	364-0804	598	598	598	598
	10x12x18	1	364-0805	598	598	598	598
10	GREASE FITTING	2	508-0015	651	651	651	651
12	PLUG	2	600-0001	087	087	087	087
18	NUT	4	544-0113		190	080	104
19	WASHER	4	908-0114	080	190	080	104
20	CLAMP	4	204-0121	360	190	360	104
21	GLAND (PACKING)	2	372-0065	010	208	010	104
22	SWING BOLT						
	PACKING	4	100-2012	360	190	360	104
	SEALS	4	100-2013	360	190	360	104
23	PACKING	10	564-0179	802	802	802	802
24	KEY	1	472-0366	087	087	087	087
25	CAPSCREW	4	168-0638	082	082	082	104
26	BEARING CAP	2	163-0309	010		010	
27	PIN	2	592-0361	360	107	360	107
28	CASE RING						
	8x10x21	2	676-2031	208	208	010	107
	8x10x21A	2	676-2014	208	208	010	107
	10x12x12B	2	676-1982	208	208	010	107
	10x12x15B&C	2	676-1983	208	208	010	107
10x12x18	2	676-1984	208	208	010	107	
29	PROTECTOR	1	624-0111	087	087	087	087
31	CAPSCREW	4	168-0260	082	082	082	082
32	CARTRIDGE CAP	1	164-0352	010	010	010	010
34	GASKET	1	364-1312	614	614	614	614
35	RETAINING RING	1	676-0382	088	088	088	088
35A	RETAINING RING	1	676-0925	088	088	088	088
36	CARTRIDGE	1	176-0001	010	010	010	010

PC. NO.	DESCRIPTION	QTY	PART NO.	MATERIAL				
				B.F.	A.B.	A.I.	S.S.	
37	GREASE SEAL	1	712-6331	653	653	653	653	
	OIL SEAL	1	712-6331	653	653	653	653	
38	BEARING	1	068-0362	647	647	647	647	
39	SLINGER	1	764-0178	478	478	478	478	
41	CAPSCREW	4	168-0260	082	082	082	082	
42	CARTRIDGE CAP	1	164-0352	010	010	010	010	
43	GREASE SEAL	1	712-6330	653	653	653	653	
	OIL SEAL	1	712-6330	653	653	653	653	
44	GASKET	1	364-1312	614	614	614	614	
45	CARTRIDGE	1	176-0001	010	010	010	010	
46	GREASE SEAL	1	712-6331	653	653	653	653	
	OIL SEAL	1	712-6331	653	653	653	653	
47	BEARING	1	068-1912	647	647	647	647	
48	SLINGER	1	764-0178	478	478	478	478	
49	GLAND (SEAL)	2	372-0150	010	208	010	104	
50	O-RING	2	364-0433	457	457	457	457	
52	LANTERN RING	2	676-1462	512	512	512	512	
53	SEAL	2	712-0468	755	764	756	764	
54	COLLAR	2	224-0004	208	208	010	104	
55	SETSCREW	4	724-0081	104	104	104	104	
56	BUSHING	2	136-1002	208	208	010	104	
57	SLEEVE WITH "O" RING	PC. NO. 58 (NOTE 1)						
	SLEEVE (PACKING) (SEALS)	1	756-0646	644	644	646	623	
		1	756-0646	644	644	623	623	
58	O-RING	1	364-0388	457	457	457	457	
59	IMPELLER							
	8x10x21	1	443-2432	208	208	010	104	
	8x10x21A	1	443-2662	208	208	010	104	
	10x12x12B	1	443-0650	208	208	010	104	
	10x12x15B	1	443-0651	208	208	010	104	
	10x12x15C	1	443-0841	208	208	010	104	
10x12x18	1	443-0652	225	225	010	104		
IMPELLER (FITTED WITH OPT. IMP. RING NO. 61)	FOR S.F. CONSTRUCTION							
	USE MATERIAL 655							
	8x10x21	1	443-2457	643	643	642	646	
	8x10x21A	1	443-2663	643	643	642	646	
	10x12x12B	1	443-1023	643	643	642	646	
	10x12x15B	1	443-1024	643	643	642	646	
	10x12x15C	1	443-2474	643	643	642	646	
	10x12x18	1	443-2469	643	643	642	646	

NOTE 1) MATERIAL CODE 644 - SLEEVE 208, "O" RING 457  
 646 - SLEEVE 108, "O" RING 457  
 623 - SLEEVE 104, "O" RING 457



**410 SERIES P.S. #6B**  
**MODELS 411-411B-412-412C-413-413C**  
**8 x 10 x 21 - 8 x 10 x 21A - 10 x 12 x 12B -**  
**10 x 12 x 15B&C - 10 x 12 x 18**  
**PARTS LIST**

SECTION 410P PAGE 17  
 DATED NOVEMBER 1999  
 SUPERSEDES 410P PAGE 17  
 DATED APRIL 1996

PC. NO.	DESCRIPTION	QTY	PART NO.	MATERIAL			
				B.F.	A.B.	A.I.	S.S.
61	IMP. RING (OPT.)		ALSO ORDER #78 SETSCREW				
			BEFORE 10/1/85				
	8x10x21	2	676-1757	208	208	010	104
	10x12x12B	2	676-1970	208	208	010	104
	10x12x15B&C	2	676-1971	208	208	010	104
	10x12x18	2	676-1972	208	208	010	104
			AFTER 10/1/85				
	8x10x21	2	676-1757	208	208	010	104
	8x10x21A	2	676-2013	208	208	010	104
	10x12x12B	2	676-1970	208	208	010	104
10x12x15B	2	676-1971	208	208	010	104	
10x12x15C	2	676-2047	208	208	010	104	
10x12x18	2	676-2041	208	208	010	104	
62	O-RING	1	364-0388	457	457	457	457
63	KEY	1	472-0414	107	107	107	107
64	BEFORE JULY 1990						
	SLEEVE (PACKING) (SEALS)	1	756-0384	208	208	108	104
		1	756-0384	208	208	104	104
64	SLEEVE WITH "O" RING	PC. NO. 62 (NOTE 1)					
	SLEEVE (PACKING) (SEALS)	1	756-0646	644	644	646	623
		1	756-0646	644	644	623	623
65	SHAFT	1	728-0502	076	109	076	109
66	PIN	2	592-0361	360		360	
		2	592-0051		235		235
67	PIN	2	592-0375	360	107	360	107
68	PIN	NOT REQUIRED					
69	CASING ASSEMBLY (1, 2, 8, 26, 27, 66)						
	8x10x21 411	1	179-2328	010	208	010	104
	8x10x21A	1	179-2464	010	208	010	104
	8x10x21 412C & 413C	1	179-2330	010	208	010	104
	8x10x21A	1	179-2466	010	208	010	104
	10x12x12B 411	1	179-2051	010	208	010	104
	10x12x12B 412 & 413	1	179-2315	010	208	010	104
	10x12x15B&C 411	1	179-2053	010	208	010	104
	10x12x15B&C 412C, 413C	1	179-0310	010	208	010	104
	10x12x18 411	1	179-2055	010	208	010	104
	10x12x18 411B	1	179-2317	010	208	010	104
	10x12x18 412C & 413C	1	179-0312	010	208	010	104

PC. NO.	DESCRIPTION	QTY	PART NO.	MATERIAL			
				B.F.	A.B.	A.I.	S.S.
70	DRIVE SCREW	2	708-0013	365	365	365	365
71	NAMEPLATE	1	532-0045	114	114	114	114
73	CAPSCREW	4	168-0566	082	082	082	082
74	BRACKET	REFER TO FACTORY					
75	CAPSCREW						
	8x10x21 & 21A	4	168-0636	082	082	082	082
	10x12x12B	5	168-0634	082	082	082	082
	10x12x15B&C	4	168-0636	082	082	082	082
10x12x18	4	168-0636	082	082	082	082	
76	CAPSCREW						
	8x10x21 & 21A	4	168-0636	082	082	082	082
	10x12x12B	5	168-0634	082	082	082	082
	10x12x15B&C	4	168-0636	082	082	082	082
10x12x18	4	168-0636	082	082	082	082	
77	BASE (MODELS 412 & 413)						
	10x12x12B	1	060-1292	010	010	010	010
	* BASE (NOT ILLUSTRATED)						
	MODEL 411B MODEL 412C	REFER TO FACTORY					
	8x10x21 & 21A	1	060-1335	087	087	087	087
78	10x12x12B						
	10x12x15B&C						
	10x12x18	1	060-1298	087	087	087	087
	MODEL 413C 8x10x21 & 21A	1	060-1336	087	087	087	087
78	10x12x12B						
	10x12x15B&C						
	10x12x18	1	060-1328	087	087	087	087
78	SETSCREW						
	8x10x21 & 21A	6	724-0027	104	104	104	104
	10x12x12B 10x12x15B&C 10x12x18	8	724-0027	104	104	104	104
80	REGISTER PLATE	(NOT ILLUSTRATED)					
	MODEL 413C	1	008-0591	087	087	087	087

\*411B – BOTTOM SUCTION PUMP. 412C – CHAIR MOUNTED PUMPS.

**410 SERIES P.S. #7**  
**MODELS 411-411B-412C-413C**  
**12 x 14 x 15B - 12 x 14 x 18A - 14 x 16 x 18**  
**PARTS LIST**

PC. NO.	DESCRIPTION	QTY	PART NO.	MATERIAL			
				B.F.	A.B.	A.I.	S.S.
1	PLUG	3	600-0004	087	190	087	104
2	PLUG	2	600-0002	087	190	087	104
6	CAPSCREW 12x14x18A & 14x16x18	32	168-0638	082	190	082	104
		36	168-0790	082	190	082	104
7	CAPSCREW	4	168-0163	082	082	082	104
8	CASING HALF		INCLUDED WITH NO. 69				
9	GASKET 12x14x15B 12x14x18A 14x16x18	1	364-0806	598	598	598	598
		1	364-0807	598	598	598	598
		1	364-0808	598	598	598	598
10	GREASE FITTING	2	508-0010	651	651	651	651
11	GREASE FITTING		INCLUDED WITH NO. 10				
12	PLUG	2	600-0001	087	087	087	087
18	NUT	4	544-0113	080	190	080	104
19	WASHER	4	908-0114	080	190	080	104
20	GLAND CLAMP	4	204-0121	360	190	360	104
21	GLAND (PACKING)	2	372-0280	010	208	010	104
22	SWING BOLT	4	100-2013	360	190	360	104
23	PACKING	14	564-0180	802	802	802	802
24	KEY	1	472-0394	087	087	087	087
25	CAPSCREW	4	168-0642	082	190	082	104
26	BEARING CAP	2	163-0334	010		010	
27	PIN	2	592-0366	360	107	360	107
28	CASE RING 12x14x15B 12x14x18A 14x16x18	2	676-1985	208	208	010	107
		2	676-2056	208	208	010	107
		2	676-1969	208	208	010	107
29	PROTECTOR	1	624-0111	087	087	087	087
31	CAPSCREW	4	168-0388	082	082	082	082
32	CARTRIDGE CAP	1	164-0499	010	010	010	010
34	GASKET	1	364-1330	614	614	614	614
35	RETAINING RING	1	676-0295	088	088	088	088
35A	RETAINING RING	1	676-0926	088	088	088	088
36	CARTRIDGE	1	176-0002	010	010	010	010
37	GREASE SEAL	1	712-6332	653	653	653	653
	OIL SEAL	1	712-0059	653	653	653	653
38	BEARING	1	068-0364	647	647	647	647
39	SLINGER	1	764-0177	478	478	478	478
41	CAPSCREW	4	168-0388	082	082	082	082

NOTE 1) MATERIAL CODE 644 - SLEEVE 208, "O" RING 457  
646 - SLEEVE 108, "O" RING 457  
623 - SLEEVE 104, "O" RING 457

PC. NO.	DESCRIPTION	QTY	PART NO.	MATERIAL				
				B.F.	A.B.	A.I.	S.S.	
42	CARTRIDGE CAP	1	164-0499	010	010	010	010	
43	GREASE SEAL	1	712-6333	653	653	653	653	
	OIL SEAL	1	712-0058	653	653	653	653	
44	GASKET	1	364-1330	614	614	614	614	
45	CARTRIDGE	1	176-0002	010	010	010	010	
46	GREASE SEAL	1	712-6332	653	653	653	653	
	OIL SEAL	1	712-0059	653	653	653	653	
47	BEARING	1	068-1914	647	647	647	647	
48	SLINGER	1	764-0177	478	478	478	478	
49	GLAND (SEAL)	2	372-0068	010	208	010	104	
50	O-RING	2	364-0436	457	457	457	457	
52	LANTERN RING	2	676-1943	010	208	010	104	
53	MECH. SEAL	2	712-0471	755	764	756	764	
54	COLLAR	2	224-0006	208	208	010	104	
55	SETSCREW	4	724-0081	104	104	104	104	
56	BUSHING	2	136-1602	208	208	010	104	
57	SLEEVE WITH "O" RING PC. NO. 58 (NOTE 1)							
	SLEEVE (PACKING) (SEALS)	1	756-0647	644	644	646	623	
58	O-RING	1	756-0647	644	644	623	623	
		1	364-0390	457	457	457	457	
59	IMPELLER 12x14x15B 12x14x15C 12x14x18A 14x16x18	1	443-0653	208	208	010	104	
		1	443-3080	208	208	010	104	
		1	443-2482	208	208	010	104	
		1	443-0655	208	208	010	104	
	IMPELLER (FITTED WITH OPT. IMP. RING NO. 61)	FOR S.F. CONSTRUCTION USE MATERIAL 655						
		12x14x15B	1	443-1026	643	643	642	646
		12x14x15C	1	443-3084	643	643	642	646
		12x14x18A 14x16x18	1	443-2481 443-1028	643	643	642	646
61	IMP. RING (OPT.)	ALSO ORDER #78, SETSCREW						
		12x14x15B	2	676-1973	208	208	010	104
		12x14x15C	2	676-2124	208	208	010	104
		12x14x18A 14x16x18	2	676-2055 676-1975	208	208	010	104
62	O-RING	1	364-0390	457	457	457	457	
63	KEY	1	472-0414	107	104	107	104	
64	SLEEVE WITH "O" RING PC. NO. 62 (NOTE 1)							
	SLEEVE (PACKING) (SEALS)	1	756-0647	644	644	646	623	
65	SHAFT	1	756-0647	644	644	623	623	
		1	728-0503	076	109	076	109	





**NOTE:**  
Aurora Pump reserves the right to make revisions to its products and their specifications, and to this bulletin and related information without notice

**Aurora Pumps**  
800 Airport Road  
North Aurora, IL 60542  
phone: 630-859-7000  
fax: 630-859-7060