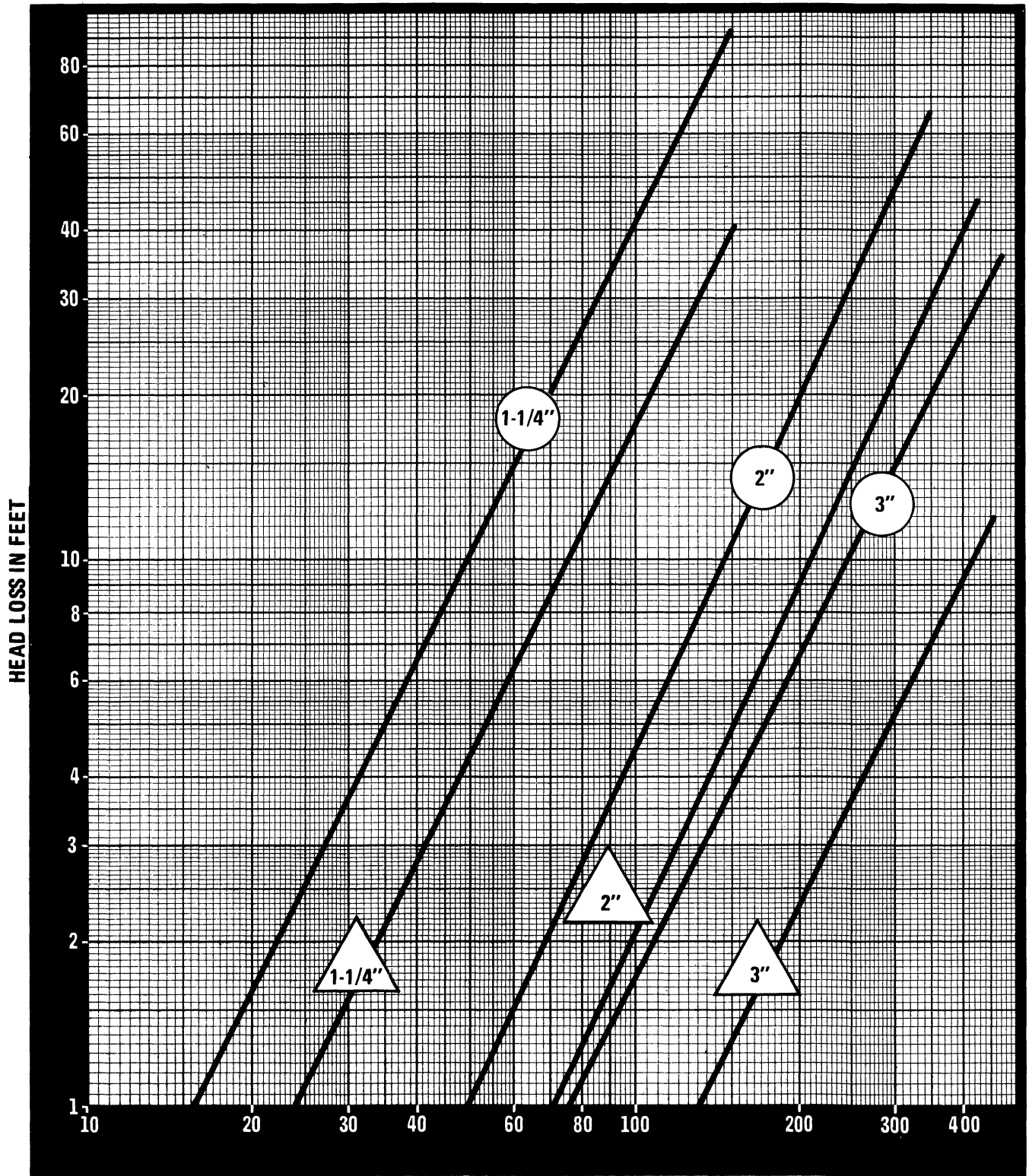
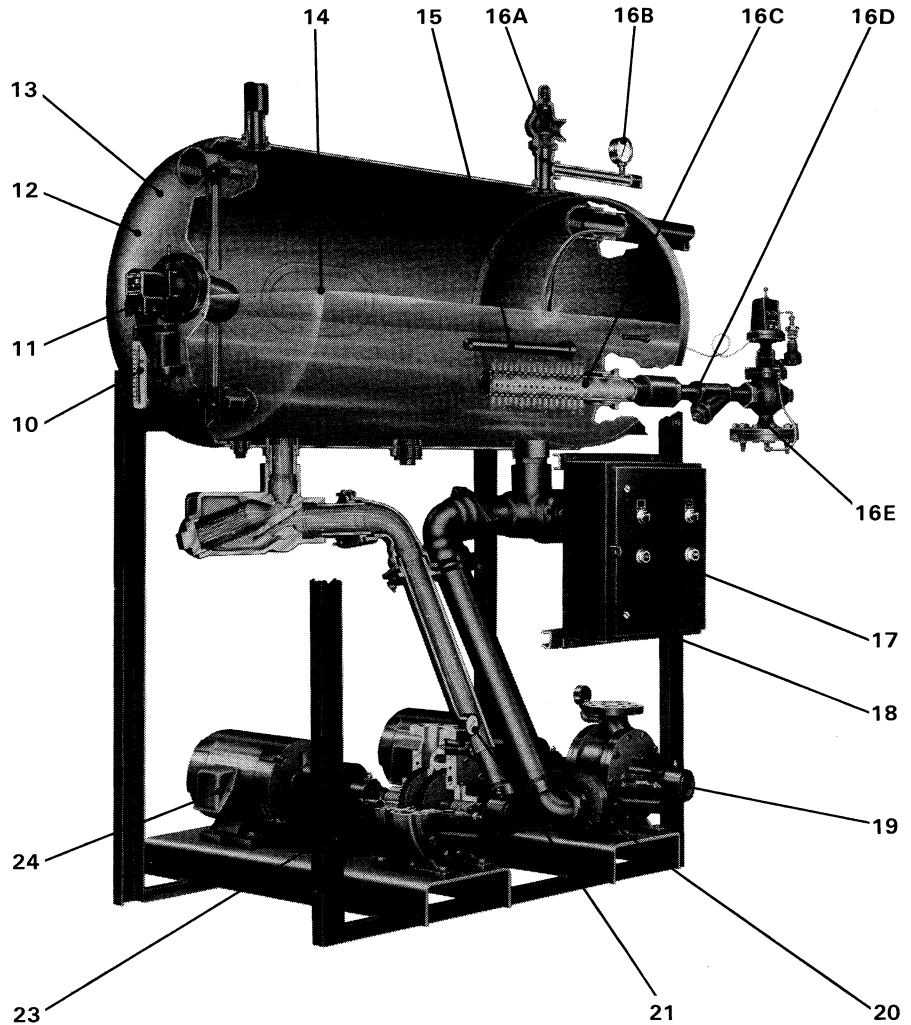



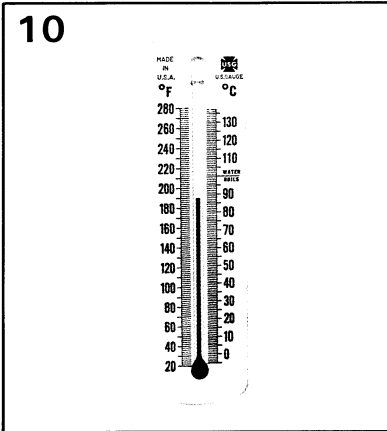


# AURORA SERIES 280 HEAD LOSS CHART 3-WAY VALVE



○ - STRAINER    △ - BY-PASS

CAPACITY - G.P.M.



**OPTIONAL EQUIPMENT**

**10 THERMOMETER** provides readings in F° and C° scales.

- A) Back angle (illustrated)
- B) 3" Dial

**11 MAKE-UP FEEDER VALVE.**

- A) Series 21 for 30, 60 & 100 gallon receivers
- B) Series 25 for 200, 250 & 350 gallon receivers
- C) Special order over 500 gallon receivers

**12 125# ASME CODE RECEIVERS** of equivalent capacity. Manholes 11" x 15" are included in receiver sizes 350 gallons thru 1000 gallons.

**13 ADDITIONAL PIPE TAPS** in receiver.

**14 MANHOLE 11" x 15"** for receiver capacities of 750 and 1000 gallons.

**15 MAGNESIUM ANODE** provides electrolytic corrosion protection.

**16 STEAM HEATER PACKAGE** consisting of the following:

- 16A** Relief valve
- 16B** Pressure gauge

**16C** Preheater tube

**16D** "Y" strainer

**16E** Temp. regulating valve:

- a) Low pressure 25T (5-15 P.S.I. steam) WITHOUT pressure reducing attachment.
- b) High pressure 25PT (50-200 P.S.I. steam) WITH pressure reducing attachment.

NOTE: Item 16 components can be provided separately.

**17 PREWIRED CONTROL PANEL** to all integral H.P. motors includes external reset buttons and hand-off-automatic switches. See Bulletin 280 for details.

**18 ELECTRIC ALTERNATOR** mounted and wired on duplex.

**19 MECHANICAL SEALS** for turbine pumps.

**20 SPECIAL PUMPS.**

**21 PRESSURE GAUGES.**

**23 DUPLEX, DUAL AND TRIPLEX units.** See Bulletin 280.

**24 SPECIAL MOTORS.**